

①

THOMAS JACOB & CO. CHARTERED ACCOUNTANTS

TC 13/386 KUNNUKUZHY, MRA 186, TRIVANDRUM, - 695 037, KERALA, INDIA
TEL Off: 0471 - 2303137, 2302194, Mob: 9847062392 Res: 0471 - 2435589, E-Mail: thomasjacobandco@gmail.com

AUDITOR'S REPORT

We have audited the attached Balance Sheet of the Marian Engineering College, Menamkulam, Kazhakuttom, Trivandrum - 695582 as on March 31, 2015 and the Income and Expenditure account for the year ended March 31, 2015 and report that:

These financial statements are the responsibility of the College's management. Our responsibility is to express an opinion in these financial statements based on our audit.


We conducted our audit in accordance with the Auditing Standards generally accepted in India. These standards require that we plan and perform the audit to obtain reasonable assurance whether the financial statements are free from any material misstatement. An audit includes, examining on a test basis, evidence supporting the amounts and disclosures in the financial statements. An audit also includes, assessing the accounting principles used and significant estimates made by management as well as evaluating the overall presentation of the financial statements. We believe that our audit provides a reasonable basis for our opinion.

We have obtained all information and explanation, which to the best of our knowledge and belief were necessary for the purpose of the audit. In our opinion, proper books of accounts have been kept so far as it appears from our examination of books.

In our opinion and to the best of information available to us and according to the explanation given to us, the said accounts give a true and fair view


- i. in the case of Balance Sheet, the state of affairs of the above said College as at March 31, 2015 and
- ii. in the case of Income and Expenditure Account, the excess of Income over Expenditure of its accounting year ended on March 31, 2015.

For **THOMAS JACOB & CO.**
CHARTERED ACCOUNTANTS
(Registration No 04403S)



CA. K. THOMAS JACOB FCA, DISA
Partner (Membership No. 20086)

TRIVANDRUM
September 14, 2015



(2)


MARIAN ENGINEERING COLLEGE
 MENAMKULAM, KAZHAKUTTOM, TRIVANDRUM - 695 582
 (A UNIT OF TRIVANDRUM SOCIAL SERVICE SOCIETY)

Balance Sheet as at March 31, 2015

<u>Particulars</u>	<u>Sch No.</u>	<u>Current year</u>	<u>Previous year</u>
SOURCES OF FUNDS			
Capital Fund	A	33,02,02,720	28,26,10,666
Fund Accounts	B	32,82,222	28,33,075
Endowments		1,00,000	1,00,000
Unsecured Loan	C	43,00,000	43,00,000
Current Liabilities & Provisions			
A Current Liabilities			
Refundable Deposit	D	8,83,09,845	9,31,62,285
Caution Deposit	E	1,91,08,005	1,52,87,710
Retention Payable	F	2,37,123	7,37,123
B Provisions			
C.Other Liabilities	G	51,06,352	52,58,071
Total :		<u>45,06,46,267</u>	<u>40,42,88,930</u>
APPLICATION OF FUNDS			
Fixed Assets:-			
Gross Block	H	57,14,66,932	55,32,89,254
Less: Depreciation		25,50,18,214	21,59,08,425
Net Block		31,64,48,718	33,73,80,829
Investments	I	3,500	3,500
Current Assets Loans & Advances			
A Current Assets			
Deposits	J	4,12,936	4,12,936
Fixed Deposits with banks	K	1,42,00,684	1,40,98,438
Cash & Bank Balances	L	18,91,029	9,39,527
Other Current Assets	M	11,25,704	4,40,425
B. Loans & Advances			
Deposits & Advances	N	11,61,00,000	4,61,00,000
Other Advances	O	5,63,696	6,52,702
Notes on Accounts	P		
Total :		<u>45,06,46,267</u>	<u>40,42,88,930</u>

As per our report of even date

For **THOMAS JACOB & CO.,**
CHARTERED ACCOUNTANTS
 (Registration No. 04403S)



[Signature]
Fr. RENI RUDOLF
 Bursar
 TRIVANDRUM
 14.09.2015

[Signature]
PROF. TOMY MICHAEL
 Principal

[Signature]
Msgr. Fr. GEORGE PAUL A.
 Manager

[Signature]
CA. K. THOMAS JACOB FCA, DISA
 Partner (M.No.20086)


MARIAN ENGINEERING COLLEGE
 MENAMKULAM, KAZHAKUTTOM, TRIVANDRUM - 695 582
 (A UNIT OF TRIVANDRUM SOCIAL SERVICE SOCIETY)

Income & Expenditure Account for the year ended March 31, 2015

<u>Particulars</u>	<u>Sch. No.</u>	<u>Current year</u>	<u>Previous year</u>
INCOME			
Operating Income	1	15,72,47,931	14,25,83,294
Other Income	2	2,45,93,031	1,67,57,952
Total :		18,18,40,962	15,93,41,246
EXPENDITURE			
Operating expenses	3	6,00,00,242	5,09,46,483
Administrative expenses	4	1,19,09,283	86,10,025
Maintenance of Assets	5	35,06,980	29,37,413
Other expenses	6	1,97,22,613	1,70,32,059
Depreciation		3,91,09,790	4,33,71,078
Excess of Income over Expenditure		4,75,92,054	3,64,44,188
Total :		18,18,40,962	15,93,41,246

As per our report of even date


**For THOMAS JACOB & CO.,
 CHARTERED ACCOUNTANTS
 (Registration No. 04403S)**




Fr. RENI RUDOLF
 Bursar
 TRIVANDRUM
 14.09.2015




PROF. TOMY MICHAEL
 Principal



Msgr. Fr. GEORGE PAUL A.
 Manager



CA. K. THOMAS JACOB FCA, DISA
 Partner (M.No.20086)




(H)

MARIAN ENGINEERING COLLEGE
(A UNIT OF TRIVANDRUM SOCIAL SERVICE SOCIETY)
MENAMKULAM, KAZHAKUTTOM, TRIVANDRUM - 695 582

Schedule to and forming part of Balance Sheet as at March 31, 2015

<u>Particulars</u>	<u>Current year</u> (Rs.)	<u>Previous year</u> (Rs.)
<u>SCHEDULE No: A</u>		
<u>CAPITAL FUND</u>		
Capital Fund as per last b/s	28,26,10,666	24,61,66,478
Add: Excess of Income over Expenditure	4,75,92,054	3,64,44,188
Total :	33,02,02,720	28,26,10,666
<u>FUND ACCOUNTS-B</u>		
PTA Fund	16,49,705	10,66,811
MEC THEJASWI Fund	(4,46,678)	-
CGPU Fund	18,70,348	15,97,076
NSS Fund	45	45
Alumni Assn. Fund	2,08,802	1,69,143
Total :	32,82,222	28,33,075
<u>UNSECURED LOAN- C</u>		
Fund from Ladies Hostel	39,00,000	39,00,000
Fund from Boys Hostel	4,00,000	4,00,000
Total :	43,00,000	43,00,000
<u>SCHEDULE No: D</u>		
<u>REFUNDABLE DEPOSITS</u>		
Refundable Deposits as per last b/s	9,31,62,285	9,28,47,000
Addition during the year	4,44,41,000	2,64,30,000
	13,76,03,285	11,92,77,000
Less: Refunded during the year	4,92,93,440	2,61,14,715
Total :	8,83,09,845	9,31,62,285
<u>SCHEDULE No: E</u>		
<u>CAUTION DEPOSITS</u>		
Caution Deposits as per last b/s	1,52,87,710	1,39,38,405
Addition during the year	51,96,295	40,15,205
	2,04,84,005	1,79,53,610
Less: Refunded during the year	13,76,000	26,65,900
Total :	1,91,08,005	1,52,87,710
<u>SCHEDULE NO. F</u>		
<u>RETENTION PAYABLE</u>		
VI Micro System	5,500	5,500
Vijay Electro Controls	10,000	10,000
Venkiteswara Electricals	27,246	27,246
Engineering Equipment enterprises	44,570	44,570
MG Joseph	63,271	63,271
Machine Tool Traders	86,536	86,536
R. Arulappan	-	5,00,000
Total :	2,37,123	7,37,123
<u>SCHEDULE NO. G</u>		
<u>OTHER LIABILITIES</u>		
University Fee	67,048	55,918
Excess Fee Collection Refundable	10,18,633	13,31,580
Security Deposit- Lectures & Staff	18,64,955	17,85,515
University Remuneration Payable	2,54,160	83,484
TDS Payable	-	13,280
Labour welfare Fund Payable	-	2,02,352
EPF Payable	4,81,929	2,60,799
Scholarship Payable	49,000	9,09,000
General Store Account	13,70,177	6,16,143
Educational Concessions For SC/ST Payable	450	-
Total :	51,06,352	52,58,071



5

SCHEDULE NO - H

FIXED ASSETS

Separate Schedule Attached

<u>31,64,48,718</u>	<u>33,73,80,829</u>
---------------------	---------------------

SCHEDULE NO - I

INVESTMENTS

N.S.C. Due on 09-05-2014

2,000 2,000

N.S.C.

1,500 1,500

Total :

<u>3,500</u>	<u>3,500</u>
--------------	--------------

SCHEDULE NO - J

DEPOSITS

Deposit for Gas Connection

4,000 4,000

Electricity deposit

3,93,320 3,93,320

Telephone deposit

13,616 13,616

Deposit - Reliance Coin Box

2,000 2,000

Total :

<u>4,12,936</u>	<u>4,12,936</u>
-----------------	-----------------

SCHEDULE NO. - K

FIXED DEPOSITS

The State Bank of Travancore F.D. No. 0677145

10,00,000 10,00,000

State Bank of Travancore

60,00,000 -

Catholic Syrian Bank

60,00,000 60,00,000

South Indian Bank Ltd.- CGPU

12,00,684 10,98,438

South Indian Bank Ltd

- 60,00,000

Total :

<u>1,42,00,684</u>	<u>1,40,98,438</u>
--------------------	--------------------

SCHEDULE NO. - L

CASH AND BANK BALANCES

Catholic Syrian Bank

75,910.69 (8,87,689.31)

South Indian Bank SB A/c No. 0001

2,48,028.05 3,71,529.05

South Indian bank SB A/c -CGPU

5,44,364 4,61,838

State Bank of Travancore SB A/c- PTA

16,49,605 10,65,311

SBT Kazhakuttam SB A/c

(7,37,524) (56,071)

State Bank of India SB A/c

295 -

ICICI Bank SB A/c

37,679 -

SBT Kazhakuttam Fee A/c

19,177 1,23,143

Catholic Syrian Bank(2)

- (25,378)

State Bank of Travancore (2)

- (64,235)

South Indian Bank (2)

- (1,34,634)

Cash in hand

53,494 85,713

Total :

<u>18,91,029</u>	<u>9,39,527</u>
------------------	-----------------

SCHEDULE NO. -M

OTHER CURRENT ASSETS

Sundry Debtors


10,20,202 3,65,296

Tax deducted at Source

1,05,502 75,129

Total :

<u>11,25,704</u>	<u>4,40,425</u>
------------------	-----------------



6

SCHEDULE NO -N
DEPOSITS & ADVANCES

Advance to Marian College of Architecture and Planning	7,00,00,000	43,60,573
Security Deposit with TSSS	4,60,00,000	4,60,00,000
Total :	11,61,00,000	4,61,00,000

SCHEDULE NO. -O
OTHER ADVANCES

Advance for expenses	23,000	29,500
Advance to Integrated Instruments	1,50,696	5,23,202
Advance to Prompt Machine Tools	2,90,000	-
Advance to Engineering Services	1,00,000	1,00,000
Total :	5,63,696	6,52,702

As per our report of even date
For **THOMAS JACOB & CO.,**
CHARTERED ACCOUNTANTS
(Registration No 04403S)



[Signature]

Fr. RENI RUDOLF
Bursar

[Signature]

PROF. TOMY MICHAEL
Principal

[Signature]

Msgr. Fr. GEORGE PAUL A.
Manager

[Signature]

CA. K. THOMAS JACOB FCA, DISA
Partner (M.No. 20086)

TRIVANDRUM
14.09.2015

MARIAN ENGINEERING COLLEGE
(A UNIT OF TRIVANDRUM SOCIAL SERVICE SOCIETY)
MENAMKULAM, KAZHAKUTTOM, TRIVANDRUM - 695 582

7

**Schedules to and forming part of Income & Expenditure Account for the
year ended March 31, 2015**

Particulars	Current year	Previous year
SCHEDULE No. 1		
OPERATING INCOME		
Admission Fee	82,350	66,900
Development Fee from NRI Students	1,55,00,000	1,59,08,436
Tuition Fee	13,05,65,940	11,75,59,643
Miscellaneous Fee	13,29,496	24,50,030
Special Fee	97,70,145	65,98,285
Total :	15,72,47,931	14,25,83,294

SCHEDULE No. 2

OTHER INCOME

Interest received	36,85,617	41,37,600
Bus fee	1,40,90,408	95,01,096
Fine	3,67,870	2,23,732
Sale of Application Forms	5,29,235	5,19,250
Photostat collection	49,968	71,873
Internet charges recovery	14,420	14,388
Magazine sponsor	-	18,500
Miscellaneous income	2,81,805	3,11,325
Compensation for Refundable Deposit	31,82,175	11,88,620
Liquidated damages	17,67,415	2,56,635
University Exam Expenses re-imbursed	19,500	-
Rent on ATM counter	12,000	12,000
Canteen Income	5,80,618	4,85,933
Academic Record verification	12,000	17,000
Total :	2,45,93,031	1,67,57,952

SCHEDULE No. 3

OPERATING EXPENSES


Salaries & Allowances :-

Academic Staff	5,30,88,807	4,56,11,812
Electricity charges	21,92,132	17,82,192
Generator Expenses	1,60,471	1,18,124
Lab & Workshop Consumables	4,52,475	5,50,919
University Affiliation & Administration charges	2,54,595	12,23,200
AICTE fees & expenses	7,30,745	20,080
Acreditation Expenses	2,95,942	35,400
Faculty Development expenses	1,81,531	3,90,171
Student Development expenses	7,06,532	5,61,070
Remedial Programmes for weak students	4,250	1,00,546
Career Guidance & Placement expenses	6,85,596	5,52,969
Library Books	12,47,166	-
Total :	6,00,00,242	5,09,46,483

SCHEDULE No. 4

ADMINISTRATIVE EXPENSES

Salaries & Allowances - Administrative staff	77,38,895	60,10,567
Telephone, Internet Connection & Web charges	5,36,995	3,12,960
P.F. contribution	14,24,828	8,32,623
Staff welfare expenses	3,11,077	2,94,799
Postage & Courier	72,013	68,598
Printing & Stationery	6,57,766	7,76,887
Travelling expenses	67,574	50,834



Audit fee	83,034	67,416
Association Fee & expenses	3,50,000	-
Professional charges	49,730	44,668
Newspaper & Periodicals	20,275	1,15,023
Subscription to E-journals	5,88,640	-
Legal expenses	8,456	35,650
Total :	1,19,09,283	86,10,025


SCHEDULE No. 5
MAINTENANCE OF ASSETS

Repairs & Maintenance:-		
Building	17,36,066	16,84,508
Computer	5,85,017	3,08,252
Other Assets	11,85,897	9,44,653
Total :	35,06,980	29,37,413

SCHEDULE No. 6
OTHER EXPENSES

Advertisement expenses	5,42,745	4,14,405
Donation & Charity	21,087	-
Rates & Taxes	33,986	-
Sports expenses	2,58,102	1,62,701
Vehicle expenses :-		
Fuel	32,98,643	26,04,081
Repairs & Maintenance	18,79,380	17,15,235
Tax & Insurance	8,26,225	6,84,982
Insurance on Building Library equipment	29,900	21,250
Bank charges	5,952	58,863
Interest paid on Bank loan	-	43,546
Meeting, Seminars & Celebration	6,92,595	4,83,022
Fee Concessions, Scholarships & AICTE Fee Waiver	66,54,820	48,05,710
Social Forestry & Gardening	5,82,448	5,12,228
Magazine Expenses	15,500	1,70,150
Community development expenses	47,03,489	52,26,479
Festival expenses	64,741	-
Certification expenses	1,13,000	16,854
Inauguration Expenses	-	97,553
Amount written off(Engineering services)	-	15,000
Total :	1,97,22,613	1,70,32,059


As per our report of even date
For **THOMAS JACOB & CO.,**
CHARTERED ACCOUNTANTS
(Registration No 04403S)




Fr. RENI RUDOLF
Bursar
TRIVANDRUM
14.09.2015




PROF. TOMY MICHAEL
Principal



Msgr. Fr. GEORGE PAUL A.
Manager



CA. K. THOMAS JACOB FCA, DISA
Partner (M.No. 20086)




9

MARIAN ENGINEERING COLLEGE
 MENAMKULAM, KAZHAKUTTOM, TRIVANDRUM - 695 582

Details of Fixed Assets - Schedule 'H'

I. o.	Particulars	GROSS BLOCK			DEPRECIATION			NET BLOCK			
		As on 01-04-2014	Additions	Deletions	Total	Rate	As on 01-04-2014	For the year	Total	As on 31-03-2014	As on 31-03-2015
	Land & Land development	1,01,99,225			1,01,99,225	0%				1,01,99,225	1,01,99,225
	Furniture & Fittings	2,62,52,812	19,65,808	-	2,82,18,620	10%	1,08,96,079	17,32,254	1,26,28,333	1,53,56,732	1,55,90,286
	Building	41,89,36,909	66,16,772	-	42,55,53,681	10%	13,59,56,205	2,89,59,748	16,49,15,953	28,29,80,704	26,06,37,728
	Parking Areas	8,88,993	-	-	8,88,993	10%	3,52,520	53,647	4,06,168	5,36,473	4,82,825
	Bus	1,92,22,972	40,94,135	-	2,33,17,107	15%	1,22,29,795	16,63,097	1,38,92,892	69,93,177	94,24,215
	Car	33,42,526	9,774	-	33,52,300	15%	13,43,226	3,01,361	16,44,587	19,99,300	17,07,713
	Computer and Accessories	3,06,59,975	41,28,299	-	3,47,88,274	60%	2,88,35,559	35,71,629	3,24,07,188	18,24,416	23,81,086
	Electrification	70,43,102	-	-	70,43,102	15%	38,60,505	4,77,390	43,37,895	31,82,597	27,05,207
	Telephone and Fax systems	3,78,435	-	-	3,78,435	15%	1,99,136	26,895	2,26,031	1,79,299	1,52,404
	Lab & workshop equipment	3,06,21,611	11,69,593	-	3,17,91,204	15%	1,88,82,926	19,36,242	2,08,19,168	1,17,38,685	1,09,72,036
	Office & other equipment	12,72,747	1,61,181	-	14,33,928	15%	6,36,086	1,19,676	7,55,762	6,36,661	6,78,166
	Other Plant and Machineries	44,69,947	32,116	-	45,02,063	15%	27,16,386	2,67,852	29,84,238	17,53,561	15,17,925
	Total	55,32,89,254	1,81,77,678	-	57,14,66,932		21,59,08,425	3,91,09,790	25,50,18,214	33,73,80,829	31,64,48,718



MARIAN ENGINEERING COLLEGE
MENAMKULAM, KAZHAKUTTOM, TRIVANDRUM - 695 582

NOTES ON ACCOUNTS

1. Basis of Presentation :-

The Accounts have been prepared on Cash basis as a going concern. Revenue has been recognized as and when cash is received and expenses have been recognized as and when cash is paid

2. Accounting for Fixed Assets :-

Fixed Assets have been shown in the accounts at their original cost including installation expenses.

3. Accounting for Investments :-

Investments in NSC have been shown at cost.

4. Accounting for Retirement Benefits of Employees :-

Retirement Benefits of employees are accounted on Cash basis only.

5. Depreciation :-

Depreciation is charged on written down value method

6. Fee Concession :-

Fee Concession is recognised only with respect to those students who have paid the reduced amount of fees.

7. All Surplus funds are invested or deposited only in the forms or modes specified in sub-section (5) of section 11 of the income tax act 1961.

8. Comparative figures of the previous year have been reclassified were ever necessary to confirm to this year's classification.

For THOMAS JACOB & CO.,
CHARTERED ACCOUNTANT
(Registration No 04403S)

Fr. RENI RUDOLF
Bursar

Msgr. Fr. GEORGE PAUL .A
Manager

PROF. TOMY MICHAEL
Principal

CA. K. THOMAS JACOB FCA, DISA
Partner (M.No. 20086)

TRIVANDRUM

14.09.2015

