

①

THOMAS JACOB & Co.
CHARTERED ACCOUNTANTS

TC 13/386 KUNNUKUZHY, MRA 186, TRIVANDRUM, - 695 035, KERALA, INDIA
TEL Off: 0471 - 2303137, 2302194, Mob: 9847062392 Res: 0471 - 2435589. E-Mail: thomasjacobandco@gmail.com

AUDITOR'S REPORT

We have audited the attached Balance Sheet of the Marian Engineering College, Menamkulam, Kazhakuttom, Trivandrum - 695582 as on 31st March 2017 and the Income and Expenditure Account for the year ended 31st March 2017 and report that:

These financial statements are the responsibility of the College's Management. Our responsibility is to express our opinion in these financial statements based on our audit.


We conducted our audit in accordance with the Auditing Standards generally accepted in India. These standards require that we plan and perform the audit to obtain reasonable assurance whether the financial statements are free from any material misstatement. An audit includes, examining on a test basis, evidence supporting the amounts and disclosures in the financial statements. An audit also includes, assessing the accounting principles used and significant estimates made by management as well as evaluating the overall presentation of the financial statements. We believe that our audit provides a reasonable basis for our opinion.

We have obtained all information and explanation, which to the best of our knowledge and belief were necessary for the purpose of the audit. In our opinion, proper books of accounts have been kept so far as appears from our examination of books.

In our opinion and to the best of information and according to explanation given to us, the said accounts give a true and fair view.

- i. in the case of Balance Sheet, the state of affairs of the above said College as at 31.03.2017 and
- ii. in the case of Income and Expenditure Account, the excess of Income over Expenditure of its accounting year ended on 31.03.2017.

FOR THOMAS JACOB & CO.
CHARTERED ACCOUNTANTS



CA. K. THOMAS JACOB FCA., DISA
PARTNER (M.NO. 20086)

TRIVANDRUM
04.08.2017

2

MARIAN ENGINEERING COLLEGE
MENAMKULAM, KAZHAKUTTOM, TRIVANDRUM - 695 582
(A UNIT OF TRIVANDRUM SOCIAL SERVICE SOCIETY)

Balance Sheet as at March 31, 2017

<u>Particulars</u>	<u>Sch No.</u>	<u>Current year</u>	<u>Previous year</u>
SOURCES OF FUNDS			
Capital Fund	A	380,995,397	356,759,855
Fund Accounts	B	5,206,775	4,069,776
Endowments		215,000	100,000
Unsecured Loan	C	11,500,000	4,300,000
Secured loan	D	7,200,000	6,471,000
Current Liabilities & Provisions			
A Current Liabilities			
Refundable Deposit	E	67,255,305	76,803,845
Caution Deposit	F	21,067,005	20,315,855
Retention Payable	G	274,877	274,877
Unspent interest on endowments	H	4,026	
B Provisions			
C. Other Liabilities	I	8,407,690	4,923,723
Total :		502,126,075	474,018,931

APPLICATION OF FUNDS

Fixed Assets:-			
	J		
Gross Block		619,541,674	604,937,485
Less: Depreciation		329,769,520	293,885,064
Net Block		289,772,154	311,052,420
Investments	K	3,500	3,500
Current Assets Loans & Advances			
A Current Assets			
Deposits	L	412,936	412,936
Fixed Deposits with banks	M	25,115,000	23,200,000
Cash & Bank Balances	N	1,753,506	2,915,642
Other Current Assets	O	666,891	163,432
B. Loans & Advances			
Deposits & Advances	P	184,000,000	136,000,000
Other Advances	Q	402,086	271,000
Notes on Accounts			
Total :		502,126,075	474,018,931

As per our report of even date

For **THOMAS JACOB & CO.,**
CHARTERED ACCOUNTANTS
 (Registration No. 04403S)

Fr. RENI RUDOLF


Fr. RENI RUDOLF Bursar
Dr. Mrs. RUBY ABRAHAM Principal
 TRIVANDRUM
 04.08.2017

Very. Rev Msgr. Fr. WILFREAD .E

Very. Rev Msgr. Fr. WILFREAD .E Manager

CA. K. THOMAS JACOB

CA. K. THOMAS JACOB FCA, DISA
 Partner (M.No.20086)



3


MARIAN ENGINEERING COLLEGE
MENAMKULAM, KAZHAKUTTOM, TRIVANDRUM - 695 582
(A UNIT OF TRIVANDRUM SOCIAL SERVICE SOCIETY)

Income & Expenditure Account for the year ended March 31, 2017

<u>Particulars</u>	<u>Sch. No.</u>	<u>Current year</u>	<u>Previous year</u>
<u>INCOME</u>			
Operating Income	1	150,493,475	153,007,596
Other Income	2	30,454,139	26,910,927
Total :		180,947,614	179,918,523
<u>EXPENDITURE</u>			
Operating expenses	3	73,110,059	65,330,736
Administrative expenses	4	15,338,910	13,888,451
Maintenance of Assets	5	7,897,731	6,363,534
Other expenses	6	24,276,453	28,623,769
Depreciation		36,088,919	39,154,898
Excess of Income over Expenditure		24,235,542	26,557,135
Total :		180,947,614	179,918,523

As per our report of even date

For THOMAS JACOB & CO.,
CHARTERED ACCOUNTANTS
(Registration No. 04403S)




Fr. RENE RUDOLF
Bursar
TRIVANDRUM
04.08.2017




Dr. Mrs. RUBY ABRAHAM
Principal



Very Rev Msgr. Fr. WILFREAD E. CA. K. THOMAS
Manager




CA. K. THOMAS JACOB FCA, DISA
Partner (M.No.20086)



MARIAN ENGINEERING COLLEGE
(A UNIT OF TRIVANDRUM SOCIAL SERVICE SOCIETY)
MENAMKULAM, KAZHAKUTTOM, TRIVANDRUM - 695 582

Schedule to and forming part of Balance Sheet as at March 31, 2017

Particulars	Current year (Rs.)	Previous year (Rs.)
SCHEDULE No: A		
CAPITAL FUND		
Capital Fund as per last b/s	356,759,855	330,202,720.00
Add: Excess of Income over Expenditure	24,235,542	26,557,134.51
Total :	380,995,397	356,759,854.51
FUND ACCOUNTS-B		
PTA Fund	2,750,939	2,168,939
MEC THEJASWI Fund	45	
CGPU Fund	2,241,478	1,736,279
NSS Fund		45
Alumni Assn. Fund	214,313	164,513
Total :	5,206,775	4,069,776
UNSECURED LOAN- C		
Fund from Ladies Hostel	10,200,000	3,900,000
Fund from Boys Hostel	1,300,000	400,000
Total :	11,500,000	4,300,000
SECURED LOAN -D		
Loan against deposits	7,200,000	6,471,000
Total:	7,200,000	6,471,000
SCHEDULE No: E		
REFUNDABLE DEPOSITS		
Refundable Deposits from students	67,255,305	76,803,845
Total :	67,255,305	76,803,845
SCHEDULE No: F		
CAUTION DEPOSITS		
Caution Deposits from students	21,067,005	20,315,855
Total :	21,067,005	20,315,855
SCHEDULE NO. G		
RETENTION PAYABLE		
VI Micro System	5,500	5,500
Vijay Electro Controls	10,000	10,000
Engineering Equipment enterprises	44,570	44,570
MG Joseph	63,271	63,271
Machine Tool Traders	86,536	86,536
Kanai Builders	50,000	50,000
Shinu shekhar	15,000	15,000
Total	274,877	274,877
SCHEDULE NO. H		
Unspent interest on endowments	4,026	-
Total	4,026	



5

**SCHEDULE NO. I
OTHER LIABILITIES**

University Fee	1,168,643	232,028
Excess Fee Collection Refundable	3,644,632	1,401,133
Security Deposit- Lectures & Staff	1,841,066	1,766,810
University Remuneration Payable	284,349	113,513
TDS Payable	32,150	-
VAT Payable	40,000	-
EPF Payable	453,960	469,247
Scholarship Payable	49,000	49,000
General Store Account	754,405	891,992
Canteen Account	139,485	-
Total :	8,407,690	4,923,723

**SCHEDULE NO - J
FIXED ASSETS**

Separate Schedule Attached	619,541,674	604,937,485
----------------------------	--------------------	--------------------

**SCHEDULE NO - K
INVESTMENTS**

N.S.C. Due on 09-05-2014	2,000	2,000
N.S.C.	1,500	1,500
Total :	3,500	3,500

**SCHEDULE NO - L
DEPOSITS**


Deposit for Gas Connection	4,000	4,000
Electricity deposit	393,320	393,320
Telephone deposit	13,616	13,616
Deposit - Reliance Coin Box	2,000	2,000
Total :	412,936	412,936

**SCHEDULE NO. - M
FIXED DEPOSITS**

The State Bank of Travancore F.D. No. 0677145	1,000,000	1,000,000
State Bank of Travancore	8,115,000	7,000,000
Catholic Syrian Bank	8,000,000	7,000,000
South Indian Bank Ltd.- CGPU		1,200,000
South Indian Bank Ltd	8,000,000	7,000,000
Total :	25,115,000	23,200,000

**SCHEDULE NO. - N
CASH AND BANK BALANCES**

Catholic Syrian Bank	286,972.69	61,773.69
South Indian Bank SB A/c No. 0001	57,545.05	40,603.05
South Indian bank SB A/c -CGPU	5,790	361,566
State Bank of Travancore SB A/c- PTA	13,864	1,713,864
SBT Kazhakuttam SB A/c	64,320	187,067
State Bank of India SB A/c	1,207,307	338,957
ICICI Bank SB A/c	35,107	33,071
SBT Kazhakuttam Fee A/c	25,400	13,871
Catholic Syrian Bank(2)	3,000	-
State Bank of Travancore (2)	30,000	-
South Indian Bank (2)	24,000	-
Cash in hand	114,201	164,869
Total :	1,753,506	2,915,642



6

SCHEDULE NO. -O

OTHER CURRENT ASSETS

Sundry Debtors	25,064	(672)
114:MEC TEJASVI FUNDS	405,670	
Tax deducted at Source	236,157	164,104
Total :	666,891	163,432

SCHEDULE NO. -P

DEPOSITS & ADVANCES

Advance to Marian College of Architecture and Planning	138,000,000	90,000,000
Security Deposit with TSSS	46,000,000	46,000,000
Total :	184,000,000	136,000,000


SCHEDULE NO. -Q

OTHER ADVANCES

Advance for expenses	13,650	(20,000)
Advance to Engineering Services	100,000	100,000
Salary Advance	288,436	191,000
Total :	402,086	271,000

As per our report of even date

For THOMAS JACOB & CO.,
CHARTERED ACCOUNTANTS
(Registration No 04403S)



[Handwritten Signature]

Fr. RENI RUDOLF
Bursar
TRIVANDRUM
04.08.2017

[Handwritten Signature]

Dr. Mrs. RUBY ABRAHAM
Principal

[Handwritten Signature]

Very Rev Msgr. Fr. WILFREAD . E
Manager

[Handwritten Signature]

CA. K. THOMAS JACOB FCA, DISA
Partner (M.No. 20086)

7

MARIAN ENGINEERING COLLEGE
(A UNIT OF TRIVANDRUM SOCIAL SERVICE SOCIETY)
MENAMKULAM, KAZHAKUTTOM, TRIVANDRUM - 695 582

Schedules to and forming part of Income & Expenditure Account for the
year ended March 31, 2017

Particulars	Current year	Previous year
<u>SCHEDULE No. 1</u>		
<u>OPERATING INCOME</u>		
Admission Fee	68,550	69,450
Development Fee from NRI Students	10,225,000	15,330,000
Tuition Fee	128,435,705	125,927,920
Special Fee	11,764,220	11,680,226
Total :	150,493,475	153,007,596

SCHEDULE No. 2

OTHER INCOME

Interest received	3,593,229	3,703,722
Bus fee	17,920,028	15,443,031
Fine	233,034	250,613
Sale of Application Forms	375,000	472,934
Photostat collection	45,203	43,187
Internet charges recovery	19,592	11,868
Magazine sponsor	5,000	5,000
Miscellaneous income	354,368	370,770
Compensation for Refundable Deposit	6,381,813	4,827,110
Liquidated damages	468,300	1,145,555
University Exam Expenses re-imbursed	37,220	-
Rent on ATM counter	15,000	14,032
Profit on sale on car	228,998	
Canteen Income	697,155	604,105
Academic Record verification	19,900	19,000
Bridge Course	60,300	
Total :	30,454,139	26,910,927

SCHEDULE No. 3

OPERATING EXPENSES

Salaries & Allowances :-

Academic Staff	64,847,282	57,234,742
Electricity charges	2,606,346	2,348,558
Generator Expenses	213,428	158,038
Lab & Workshop Consumables	735,642 ✓	713,557 ✓
University Affiliation & Administration charges	700,500	1,602,500
AICTE fees & expenses	180,500	450,211
Acreditation Expenses	229,125	1,335,190
Faculty Development expenses	403,486 ✓	170,789 ✓
Student Development expenses	548,731 ✓	226,801 ✓
Remedial Programmes for weak students	264,434	18,000
Career Guidance & Placement expenses	586,707	795,453
Library Books	1,793,878 ✓	276,897 ✓
Total :	73,110,059	65,330,736

SCHEDULE No. 4

ADMINISTRATIVE EXPENSES

Salaries & Allowances - Administrative staff	10,359,180	8,825,782
Telephone, Internet Connection & Web charges	921,429	538,756
P.F. contribution	2,016,157	1,887,950
Staff welfare expenses	555,981	312,483
Postage & Courier	65,419	52,979
Printing & Stationery	828,268	675,328
Travelling expenses	125,355 ✓	82,457 ✓
Audit fee	86,250	89,800



Association Fee & expenses	200,000	20,000
Professional charges	12,202	23,116
Newspaper & Periodicals	25,294 ✓	19,470 ✓
Subscription to E-journals	106,800 ✓	1,349,630 ✓
Legal expenses	36,575	10,700
Total :	15,338,910	13,888,451

SCHEDULE No. 5
MAINTENANCE OF ASSETS

Repairs & Maintenance:-		
Building	4,844,943	4,489,646
Computer	983,758	513,940
Other Assets	2,069,030	1,359,948
Total :	7,897,731 ✓	6,363,534 ✓

SCHEDULE No. 6
OTHER EXPENSES

Advertisement expenses	2,055,400	751,864
Donation & Charity	96,000	79,850
Rates & Taxes	54,011	3,930
Sports expenses	280,955	172,809
<u>Vehicle expenses :-</u>		
Fuel	4,198,726	3,342,200
Repairs & Maintenance	2,096,643	1,730,502
Tax & Insurance	1,275,208	914,643
Insurance on Building Library equipment	29,500	30,470
Bank charges	10,334	8,640
Meeting, Seminars & Celebration	473,848	773,857
Fee Concessions, Scholarships & AICTE Fee Waiver	10,659,235	8,852,242
Social Forestry & Gardening	934,083	552,738
Magazine Expenses	17,043	257,287
Community development expenses	1,368,212	10,640,678
Festival expenses	697,300	461,279
Certification expenses	29,955	50,780
Total :	24,276,453	28,623,769

As per our report of even date

For THOMAS JACOB & CO.,
CHARTERED ACCOUNTANTS
(Registration No 04403S)

Fr. Reni Rudolf

Fr. RENI RUDOLF
Bursar
TRIVANDRUM
04.08.2017

Dr. Mrs. Ruby Abraham


Dr. Mrs. RUBY ABRAHAM
Principal

Very Rev Msgr. Fr. Wilfred E. CA. K. Thomas Jacob

Very. Rev Msgr. Fr. WILFRED .E
Manager


CA. K. Thomas Jacob

CA. K. THOMAS JACOB FCA, DISA
Partner (M.No. 20086)



MARIAN ENGINEERING COLLEGE
MENAMIKULAM, KAZHAKUTTOM, TRIVANDRUM - 695 582
Details of Fixed Assets - Schedule 'H'

Sl. No.	Particulars	GROSS BLOCK			DEPRECIATION			NET BLOCK		
		As on 01 - 04 - 2016	Additions	Deletions	Total	As on 01-04-2016	For the year	Total	As on 31 - 03 - 2016	As on 31 - 03 - 2017
I	Land & Land development	10,199,225	-	-	10,199,225	-	-	-	10,199,225	10,199,225
II	Furniture & Fittings	35,199,836	1,680,110	-	36,879,946	14,885,484	2,199,446	17,084,930	20,314,352	19,795,016
III	Building	432,824,601	430,396	-	433,254,997	191,706,817	24,154,818	215,861,635	241,117,783	217,393,362
IV	Parking Areas	888,993	-	-	888,993	454,450	43,454	497,904	434,543	391,089
V	Bus	26,968,846	5,702,360	-	32,671,206	15,854,285	2,521,076	18,375,361	11,104,812	14,295,845
VI	Car	3,979,667	-	915,415	3,064,252	1,750,009	284,885	1,830,430	2,229,658	1,233,822
VII	Computer and Accessories	38,411,261	1,782,559	-	40,193,820	36,009,632	2,510,513	38,520,145	2,401,629	1,673,675
VIII	Electrification	7,043,102	2,000,000	-	9,043,102	4,743,676	644,914	5,388,590	2,299,426	3,654,512
IX	Telephone and Fax systems	378,435	1,000	-	379,435	248,892	19,582	268,473	129,543	110,962
X	Lab&workshopequipment	40,041,658	2,871,374	-	42,913,032	23,702,541	2,881,574	26,584,115	16,339,117	16,328,917
XI	Office&otherequipment	2,641,798	886,905	-	3,528,703	1,038,668	373,505	1,412,173	1,603,130	2,116,530
XII	Other Plant and Machineries	6,360,063	164,900	-	6,524,963	3,490,612	455,153	3,945,764	2,869,451	2,579,199
	Total	604,937,485	15,519,604	915,415	619,541,674	293,885,064	36,088,919	329,769,520	311,042,672	289,772,154



(10)

MARIAN ENGINEERING COLLEGE
MENAMKULAM, KAZHAKUTTOM, TRIVANDRUM - 695 582
NOTES ON ACCOUNTS

1. Basis of Presentation :-

The Accounts have been prepared on Cash basis as a going concern. Revenue has been recognized as and when cash is received and expenses have been recognized as and when cash is paid

2. Accounting for Fixed Assets :-

Fixed Assets have been shown in the accounts at their original cost including installation expenses.

3. Accounting for Investments :-

Investments in NSC have been shown at cost.

4. Accounting for Retirement Benefits of Employees :-

Retirement Benefits of employees are accounted on Cash basis only.

5. Depreciation :-

Depreciation is charged on written down value method

6. Fee Concession :-

Fee Concession is recognised only with respect to those students who have paid the reduced amount of fees.

7. All Surplus funds are invested or deposited only in the forms or modes specified in sub-section (5) of section 11 of the income tax act 1961.

8. Comparative figures of the previous year have been reclassified were ever necessary to confirm to this year's classification.

For THOMAS JACOB & CO.,
CHARTERED ACCOUNTANT
(Registration No 04403S)




Fr. RENI RUDOLF
Bursar
TRIVANDRUM
04.08.2017



Fr. WILFREAD .E
Manager



Mrs. RUBY ABRAHAM
Principal



CA. K. THOMAS JACOB FCA, DISA
Partner (M.No. 20086)

