

THOMAS JACOB & Co.
CHARTERED ACCOUNTANTS

2ND FLOOR, JIFFY TERRACE OFFICES, V.V.R. JUNCTION, NANTHENCODE, KOWDIAR P.O. TRIVANDRUM - 695003
TEL: 0471 - 2313137, 2312154, Mob: 9905052392, E-Mail: thomasjacobcoo@gmail.com

UDIN: 22224903ASNHV6213

AUDITOR'S REPORT

We have audited the attached Balance Sheet of the Marian Engineering College, Menamkulam, Kazhakkuttom, Trivandrum - 695582 as on March 31, 2022 and the Income and Expenditure Account for the year ended on March 31, 2022 which are in agreement with the books of accounts maintained by the said institution. These financial statements are the responsibility of the Society's Management. Our responsibility is to express an opinion on these financial statements based on our audit.


We conducted our audit in accordance with the Auditing Standards generally accepted in India. These standards require that we plan and perform the audit to obtain reasonable assurance whether the financial statements are free from any material misstatement. An audit includes, examining on a test basis, evidence supporting the amounts and disclosures in the financial statements. An audit also includes, assessing the accounting principles used and significant estimates made by management as well as evaluating the overall presentation of the financial statements. We believe that our audit provides a reasonable basis for our opinion.

We have obtained all information and explanation, which to the best of our knowledge and belief were necessary for the purpose of the audit. In our opinion, proper books of accounts have been kept so far as it appears from our examination of books.

In our opinion and to the best of information and according to the explanation given to us, the said accounts give a true and fair view.

- i. in the case of Balance Sheet, the state of affairs of the above said College as at March 31, 2022 and
- ii. in the case of Income and Expenditure Account, the excess of Income over Expenditure of its accounting year ended March 31, 2022.

For **THOMAS JACOB & Co.**
Chartered Accountants
F.R.No.004403S



Trivandrum
August 08, 2022

CA. Anand George Thomas FCA
Partner (Membership No. 224903)

MARIAN ENGINEERING COLLEGE
MENAMKULAM, KAZHAKUTTOM, TRIVANDRUM - 695 582
(A UNIT OF TRIVANDRUM SOCIAL SERVICE SOCIETY)

BALANCE SHEET AS AT MARCH 31, 2022

Particulars	Sch No	As at March 31, 2022	(in Rs) As at March 31, 2021
A EQUITY AND LIABILITIES			
1 Capital Fund	A	46,65,84,451	45,57,47,992
2 Non Current Liabilities			
(a) Fund Accounts	B	94,22,006	90,25,494
(b) Endowments		3,15,000	3,11,324
(c) Unsecured Loan	C	1,41,50,000	1,41,50,000
3 Current Liabilities			
(a) Refundable Deposit	D	28,35,145	88,13,945
(b) Caution Deposit	E	1,89,50,530	1,93,98,405
(c) Retention Payable	F	3,14,877	2,74,877
(d) Unspent interest on endowments	G	6,048	4,591
4 Other Liabilities	H	85,54,484	1,45,63,560
Total		52,11,32,541	52,22,90,188
B ASSETS			
1 Non Current Assets			
(a) Fixed Assets			
(i) Tangible assets	I	18,42,88,437	20,25,78,896
2 Investments	J	3,500	3,500
3 Current Assets			
(a) Deposits	K	4,62,312	4,81,928
(b) Fixed Deposits with banks	L	10,41,89,071	8,95,86,612
(c) Cash and Bank Balances	M	1,16,22,566	1,74,55,129
(d) Other Current Assets	N	3,00,68,283	1,93,59,587
(e) Deposits & Advances	O	19,00,00,000	19,25,00,000
(f) Other Advances	P	4,98,371	3,24,536
Total		52,11,32,541	52,22,90,188

AUDITOR'S REPORT

As per our report of even date


For **THOMAS JACOB & CO.**


Chartered Accountants

F.R.No.004403S

CA. Anand George Thomas FCA
Partner (Membership No.224903)




Fr. Sudheesh A
Bursar


Dr. Mr. David J
Principal



Very. Rev. Msgr. Fr. Wilfred E
Manager


Trivandrum
August 08, 2022

MARIAN ENGINEERING COLLEGE
 MENAMKULAM, KAZHAKUTTOM, TRIVANDRUM - 695 582
 (A UNIT OF TRIVANDRUM SOCIAL SERVICE SOCIETY)

INCOME AND EXPENDITURE ACCOUNT FOR THE YEAR ENDED MARCH 31, 2022

Particulars	Sch No.	For the year ended March 31, 2022	For the year ended March 31, 2021	(in Rs)
A INCOME				
Operating Income	1	11,04,68,500	11,70,12,206	
Other Income	2	2,46,68,373	83,75,270	
Total		13,51,36,873	12,53,87,476	
B EXPENDITURE				
Operating expenses	3	6,00,75,625	6,04,37,672	
Administrative expenses	4	1,38,81,134	1,30,70,033	
Maintenance of Assets	5	33,97,254	31,12,040	
Other expenses	6	2,52,75,231	1,60,67,279	
Depreciation		2,16,71,170	2,42,54,696	
Excess of Income Over Expenditure		1,08,36,459	84,45,755	
Total		13,51,36,873	12,53,87,476	


 Fr. Sudheesh A
 Bursar


 Dr. Mr. David J
 Principal


Trivandrum
 August 08, 2022


 Very. Rev Msgr. Fr. Wilfred E
 Manager

AUDITOR'S REPORT
 As per our report of even date

For **THOMAS JACOB & CO.**
 Chartered Accountants
 F.R.No.004403S


 CA. Anand George Thomas FCA
 Partner (Membership No.224903)



MARIAN ENGINEERING COLLEGE

MENAMKULAM, KAZHAKUTTOM, TRIVANDRUM - 695 582
(A UNIT OF TRIVANDRUM SOCIAL SERVICE SOCIETY)

BALANCE SHEET SCHEDULE AS AT MARCH 31, 2022

Particulars	As at March 31, 2022	As at March 31, 2021
A CAPITAL FUND		
Capital Fund as per last Balance Sheet	45,57,47,992	44,73,02,237
Add: Excess of Income over Expenditure	1,08,36,459	84,45,755
Total	46,65,84,451	45,57,47,992
B FUND ACCOUNTS		
PTA Fund	45,04,851	45,17,226
CGPU Fund	41,54,397	38,93,810
NSS Fund	45	45
Alumni Assn. Fund	7,62,713	6,14,413
Total	94,22,006	90,25,494
C UNSECURED LOAN		
Fund from Ladies Hostel	1,12,00,000	1,12,00,000
Fund from Boys Hostel - Chavadi	21,50,000	21,50,000
Fund from Boys Hostel - MEC	8,00,000	8,00,000
Total	1,41,50,000	1,41,50,000
D REFUNDABLE DEPOSITS		
Refundable Deposits from students	28,35,145	88,13,945
Total	28,35,145	88,13,945
E CAUTION DEPOSITS		
Caution Deposits from students	1,89,50,530	1,93,98,405
Total	1,89,50,530	1,93,98,405
F RETENTION PAYABLE		
VI Micro System	5,500	5,500
Vijay Electro Controls	10,000	10,000
Engineering Equipment enterprises	44,570	44,570
MG Joseph	63,271	63,271
Machine Tool Traders	86,536	86,536
Kanai Builders	50,000	50,000
Shinu shekhar	15,000	15,000
Subin Robert	40,000	-
Total	3,14,877	2,74,877

G	Unspent interest on endowments	6,048	4,591
	Total	6,048	4,591
H	OTHER LIABILITIES		
	Bhoomithra Sena Club	(3,460)	1,540
	June 29, 2022	4,33,528	45,73,637
	University Fee	38,19,728	33,62,409
	Excess Fee Collection Refundable / Advance receipts	10,25,160	9,51,570
	Security Deposit- Lectures & Staff	17,96,623	18,21,456
	TDS Payable	1,35,619	79,343
	EPF Payable	3,37,829	3,47,986
	MODROB Scheme - Mechanical Department	9,83,419	10,60,893
	General Store Account	-	20,94,280
	ESI Payable	47,166	46,062
	Labour Welfare Fund	16,769	16,769
	Mec Tejasvi Funds	-	22,350
	Computer Society Of India	20,000	20,000
	MEC Boys Hostel Chavadi	-	1,12,987
	Sundry Creditors	(57,896)	52,279
	Total	85,54,484	1,45,63,560
I	FIXED ASSETS		
	Separate Schedule Attached	18,42,88,437	20,25,78,896
J	INVESTMENTS		
	N.S.C.	3,500	3,500
	Total	3,500	3,500
K	DEPOSITS		
	Deposit for Gas Connection	-	4,000
	Electricity deposit	4,62,312	4,62,312
	Telephone deposit	-	13,616
	Deposit - Reliance Coin Box	-	2,000
	Total	4,62,312	4,81,928
L	FIXED DEPOSITS		
	State Bank of India	3,09,27,552	1,90,00,000
	Catholic Syrian Bank	2,72,46,536	2,48,75,535
	Federal Bank	2,40,13,020	2,00,00,000
	South Indian Bank Ltd	2,16,86,963	2,53,96,077
	Endowment Fixed Deposits	3,15,000	3,15,000
	Total	10,41,89,071	8,95,86,612
M	CASH AND BANK BALANCES		
	State Bank of India SB A/c 20292	45,06,041	69,63,555
	State Bank of Travancore SB A/c- PTA	40,356	40,356
	State Bank of India CB A/c 74383	32,82,453	37,33,514
	State Bank of India CB A/c 26434	2,34,424	5,47,127
	South Indian Bank SB A/c 01436	3,15,643	11,45,164
	South Indian bank SB A/c -CGPU	5,790	5,790
	Catholic Syrian Bank SB A/c 90001	2,29,244	30,40,863
	ICICI Bank SB A/c 00748	80,177	72,902
	Federal Bank SB A/c 67738	28,08,471	17,52,862
	Cash in hand	1,19,968	1,52,996

Total	1,16,22,566	1,74,55,129
N OTHER CURRENT ASSETS		
Sundry Debtors	2,57,94,751	1,83,80,882
Tax deducted at Source	15,94,292	9,78,705
FD Interest Receivable	26,79,240	-
Total	3,00,68,283	1,93,59,587
O DEPOSITS & ADVANCES		
Advance to Marian College of Architecture and Planning	14,40,00,000	14,40,00,000
Security Deposit with TSSS	4,60,00,000	4,60,00,000
Louis Catholic Hostel	-	25,00,000
Total	19,00,00,000	19,25,00,000
P OTHER ADVANCES		
Advance for expenses	5,400	5,400
Advance to Engineering Services	1,00,000	1,00,000
Salary Advance	2,91,436	2,19,136
Bank for Students Module	1,01,535	-
Total	4,98,371	3,24,536

AUDITOR'S REPORT

As per our report of even date


For **THOMAS JACOB & CO.**


Chartered Accountants


F.R.No.004403S



CA. Anand George Thomas FCA
Partner (Membership No.224903)




Fr. Sudheesh A
Bursar


Dr. Mr. David J
Principal


Very. Rev Msgr. Fr. Wilfred E
Manager

Trivandrum
August 08, 2022

MARIAN ENGINEERING COLLEGE

(A UNIT OF TRIVANDRUM SOCIAL SERVICE SOCIETY)
MENAMKULAM, KAZHAKUTTOM, TRIVANDRUM - 695 582

INCOME AND EXPENDITURE SCHEDULE FOR THE YEAR ENDED MARCH 31, 2022

Particulars	Year ended March 31, 2022	Year ended March 31, 2021
1 OPERATING INCOME		
Admission Fee	44,000	48,450
Development Fee from NRI Students	1,15,95,000	88,50,000
Tuition Fee	9,12,46,250	9,99,78,884
Special Fee	75,83,250	81,34,872
Total	11,04,68,500	11,70,12,206
2 OTHER INCOME		
FD / Bank Interest Income	1,04,51,439	31,60,503
Bus fee	92,14,678	7,95,282
Fine	15,160	8,752
Sale of Application Forms	2,91,001	2,85,932
Photostat collection	4,086	969
Internet charges recovery	8,038	2,783
Miscellaneous income	16,35,365	7,442
Compensation for Refundable Deposit	22,500	38,55,800
Liquidated damages	53,000	1,15,100
Rent on ATM counter	-	15,000
General Store Income / Canteen / Other Income	18,79,994	25,642
Academic Record verification	15,000	6,000
Sale of Coconut	80,578	88,815
Income from external tests	10,555	7,250
Rent from DDUGKY Project	3,12,460	-
Profit on Sale of Fixed Assets	1,06,685	-
Fund from AICTE for STTP Training Programme	5,67,833	-
Total	2,46,68,373	83,75,270
3 OPERATING EXPENSES		
Salaries & Allowances - Academic Staff	5,46,97,057	5,87,61,025
Electricity charges	9,16,398	5,55,846
Generator Expenses	1,39,410	35,606
Lab & Workshop Consumables	1,98,776	56,557
AICTE fees & Expenses	24,00,670	3,33,500
Accreditation Expenses	5,18,960	2,74,622
Faculty Development expenses	5,25,143	40,502
Student Development expenses	5,55,982	90,975
Remedial Programmes for weak students	24,756	29,965
Career Guidance & Placement expenses	47,531	8,140
Library Books	50,942	2,50,934
Total	6,00,75,625	6,04,37,672

4 ADMINISTRATIVE EXPENSES

Salaries & Allowances - Administrative staff	1,00,94,206	95,43,965
Telephone, Internet Connection & Web charges	8,14,581	7,29,950
P.F. contribution	14,35,086	15,38,594
ESI Management Contribution	4,01,104	4,07,042
Staff welfare expenses	1,57,319	19,265
Printing & Stationery	3,23,948	3,80,537
Travelling expenses	2,31,814	67,540
Audit fee	1,40,700	1,30,950
Association Fee & expenses	1,75,000	2,00,000
Professional charges	1,950	4,150
Newspaper & Periodicals / Postage & Courier	3,751	8,790
Subscription to E-journals	56,675	4,250
Legal expenses	45,000	35,000
Total	1,38,81,134	1,30,70,033

5 MAINTENANCE OF ASSETS


Repairs & Maintenance:-		
Building	11,75,857	14,73,978
Other Assets	22,21,397	16,38,062
Total	33,97,254	31,12,040

6 OTHER EXPENSES

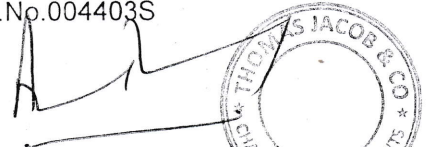
Advertisement expenses	7,16,834	7,18,048
Rates & Taxes	2,71,980	3,37,631
Sports expenses	37,200	-
<u>Vehicle expenses :-</u>		
Fuel	24,28,013	3,81,877
Repairs & Maintenance	12,90,384	4,94,906
Tax & Insurance	9,04,276	6,28,981
Insurance on Building Library equipment	90,968	1,30,028
Meeting, Seminars & Celebration	12,451	22,513
Fee Concessions, Scholarships & AICTE Fee Waiver	1,13,86,050	97,30,612
Social Forestry & Gardening	8,26,984	4,60,815
Community development expenses	72,90,475	30,64,850
Festival expenses	-	97,018
Other Expenses	19,616	-
Total	2,52,75,231	1,60,67,279


AUDITOR'S REPORT


As per our report of even date


Fr. Sudheesh A
Bursar

For **THOMAS JACOB & CO.**
Chartered Accountants
F.R.No.004403S


CA. Anand George Thomas FCA
Partner (Membership No.224903)


Dr. Mr. David J
Principal


Very Rev Msgr. Fr. Wilfred E
Manager

Trivandrum
August 08, 2022

MARIAN ENGINEERING COLLEGE
MENAMKULAM, KAZHAKUTTOM, TRIVANDRUM - 695 582
(A UNIT OF TRIVANDRUM SOCIAL SERVICE SOCIETY)

Details of Fixed Assets - Schedule 'I'

Sl. No.	Particulars	GROSS BLOCK				DEPRECIATION				NET BLOCK	
		As on 01-04-2021	Additions	Deletions	Total	Rate	As on 01-04-2021	For the year	Total	As on 31-03-2021	As on 31-03-2022
I	Land & Land development	1,01,99,225	-	-	1,01,99,225	0%	-	-	-	1,01,99,225	1,01,99,225
II	Furniture & Fittings	3,85,34,890	2,80,227	-	3,88,15,117	10%	2,43,22,255	14,49,286	2,57,71,542	1,42,12,634	1,30,43,575
III	Building	44,03,14,359	11,92,000	-	44,15,06,359	10%	29,25,13,187	1,48,99,317	30,74,12,504	14,78,01,172	13,40,93,855
IV	Parking Areas	13,61,587	-	-	13,61,587	10%	7,40,358	62,123	8,02,481	6,21,229	5,59,106
V	Bus	3,87,15,386	-	140	3,87,15,246	15%	2,80,97,720	15,92,650	2,96,90,370	1,06,17,666	90,24,876
VI	Car	31,48,365	13,38,360	16,01,165	28,85,560	15%	24,54,847	2,83,418	27,38,265	6,93,518	15,10,216
VII	Computer and Accessories	4,56,22,556	-	-	4,56,22,556	60%	4,37,14,985	7,63,028	4,44,78,014	19,07,571	11,44,542
VIII	Electrification	90,43,102	-	-	90,43,102	15%	71,35,424	2,86,152	74,21,576	19,07,678	16,21,526
IX	Telephone and Fax systems	3,95,135	-	-	3,95,135	15%	3,23,867	10,690	3,34,557	71,268	60,578
X	Lab & workshop equipment	4,72,40,165	7,83,579	-	4,80,23,744	15%	3,59,37,404	18,12,951	3,77,50,355	1,13,02,761	1,02,73,389
XI	Office & other equipment	39,75,867	-	-	39,75,867	15%	26,37,603	2,00,740	28,38,342	13,38,264	11,37,525
XII	Other Plant and Machineries	71,83,253	-	-	71,83,253	15%	52,77,349	2,85,886	55,63,236	19,05,909	16,20,022
	Total	64,57,33,895	35,94,166	16,01,305	64,77,26,756		44,31,54,999	2,16,46,241	46,48,01,240	20,25,78,896	18,42,88,437