

THOMAS JACOB & Co.

CHARTERED ACCOUNTANTS

2ND FLOOR, CLIFF TERRACE, YMR JUNCTION, NANTHENCODE, KOWDIAR P.O, TRIVANDRUM – 695003
TEL Off: 0471 – 2303137, 2302194, Mob: 9605052392, E-Mail: thomasjacobandco@gmail.com

UDIN: 23224903BGRGPS2348

AUDITOR'S REPORT

We have audited the attached Balance Sheet of the Marian Engineering College, Menamkulam, Kazhakuttom, Trivandrum - 695582 as on March 31, 2023 and the Income and Expenditure Account for the year ended on March 31, 2023 which are in agreement with the books of accounts maintained by the said institution. These financial statements are the responsibility of the Society's Management. Our responsibility is to express an opinion on these financial statements based on our audit.



We conducted our audit in accordance with the Auditing Standards generally accepted in India. These standards require that we plan and perform the audit to obtain reasonable assurance whether the financial statements are free from any material misstatement. An audit includes, examining on a test basis, evidence supporting the amounts and disclosures in the financial statements. An audit also includes, assessing the accounting principles used and significant estimates made by management as well as evaluating the overall presentation of the financial statements. We believe that our audit provides a reasonable basis for our opinion.

We have obtained all information and explanation, which to the best of our knowledge and belief were necessary for the purpose of the audit. In our opinion, proper books of accounts have been kept so far as it appears from our examination of books.

In our opinion and to the best of information and according to the explanation given to us, the said accounts give a true and fair view.

- i. in the case of Balance Sheet, the state of affairs of the above said College as at March 31, 2023 and
- ii. in the case of Income and Expenditure Account, the excess of Income over Expenditure of its accounting year ended March 31, 2023.

For **THOMAS JACOB & Co.**
Chartered Accountants
F.R.No.004403S



Trivandrum
August 25, 2023

CA Anand George Thomas FCA
Partner (Membership No. 224903)


MARIAN ENGINEERING COLLEGE
MENAMKULAM, KAZHAKUTTOM, TRIVANDRUM - 695 582
(A UNIT OF TRIVANDRUM SOCIAL SERVICE SOCIETY)

BALANCE SHEET AS AT MARCH 31, 2023


Particulars	Sch No	As at March 31, 2023	As at March 31, 2022
(in Rs)			
A EQUITY AND LIABILITIES			
1 Capital Fund	A	47,34,38,755	46,65,84,451
2 Non Current Liabilities			
(a) Fund Accounts	B	1,14,02,227	94,22,006
(b) Endowments		3,15,000	3,15,000
(c) Unsecured Loan	C	-	1,41,50,000
3 Current Liabilities			
(a) Refundable Deposit	D	20,35,145	28,35,145
(b) Caution Deposit	E	1,91,40,530	1,89,50,530
(c) Retention Payable	F	2,74,877	3,14,877
(d) Unspent interest on endowments	G	18,479	6,048
4 Other Liabilities	H	1,18,48,259	85,54,484
Total		51,84,78,272	52,11,32,541
B ASSETS			
1 Non Current Assets			
(a) Fixed Assets			
(i) Tangible assets	I	16,87,70,444	18,42,88,437
2 Investments	J	3,500	3,500
3 Current Assets			
(a) Deposits	K	4,62,312	4,62,312
(b) Fixed Deposits with banks	L	13,14,21,220	10,41,89,071
(c) Cash and Bank Balances	M	75,08,195	1,16,22,566
(d) Other Current Assets	N	1,97,01,580	3,00,68,283
(e) Deposits & Advances	O	19,00,00,000	19,00,00,000
(f) Other Advances	P	6,06,021	4,98,371
Total		51,84,73,272	52,11,32,541

AUDITOR'S REPORT

As per our report of even date


Rev. Fr. Jim Carvin Roach
Bursar

For **THOMAS JACOB & CO.**
Chartered Accountants
F.R.No.004403S


Dr. Mr. David J
Principal


Rev. Dr. A.R. John
Manager


CA. Anand George Thomas FCA
Partner (Membership No.224903)

Trivandrum
August 25, 2023

MARIAN ENGINEERING COLLEGE
 MENAMKULAM, KAZHAKUTTOM, TRIVANDRUM - 695 582
 (A UNIT OF TRIVANDRUM SOCIAL SERVICE SOCIETY)


INCOME AND EXPENDITURE ACCOUNT FOR THE YEAR ENDED MARCH 31, 2023

Particulars	Sch No.	For the year ended March 31, 2023	For the year ended March 31, 2022
(in Rs)			
A INCOME			
Operating Income	1	10,91,82,198	11,04,68,500
Other Income	2	2,96,30,322	2,46,68,373
Total		13,88,12,520	13,51,36,873
B EXPENDITURE			
Operating expenses	3	5,91,24,124	6,00,75,625
Administrative expenses	4	1,70,68,612	1,38,81,134
Maintenance of Assets	5	50,08,378	33,97,254
Other expenses	6	3,11,98,204	2,52,75,231
Depreciation		1,95,58,898	2,42,54,696
Excess of Income Over Expenditure		68,54,304	82,52,932
Total		13,88,12,520	13,51,36,873

AUDITOR'S REPORT

As per our report of even date

For **THOMAS JACOB & CO.**
 Chartered Accountants
 F.R.No.004403S



(Signature)

CA. Anand George Thomas FCA
 Partner (Membership No.224903)

(Signature)
 Rev. Fr. Jim Carvin Roach
 Bursar

(Signature)
 Dr. Mr. David J
 Principal

(Signature)
 Rev. Dr. A.R. John
 Manager

Trivandrum
 August 25, 2023

MARIAN ENGINEERING COLLEGE

- MENAMKULAM, KAZHAKUTTOM, TRIVANDRUM - 695 582
(A UNIT OF TRIVANDRUM SOCIAL SERVICE SOCIETY)

BALANCE SHEET SCHEDULE AS AT MARCH 31, 2023

Particulars	As at March 31, 2023	As at March 31, 2022
A CAPITAL FUND		
Capital Fund as per last Balance Sheet	46,65,84,451	45,57,47,992
Add: Excess of Income over Expenditure	68,54,304	1,08,36,459
Total	47,34,38,755	46,65,84,451
B FUND ACCOUNTS		
PTA Fund	53,72,312	45,04,851
CGPU Fund	51,14,957	41,54,397
NSS Fund	45	45
Alumni Assn. Fund	9,14,913	7,62,713
Total	1,14,02,227	94,22,006
C UNSECURED LOAN		
Fund from Ladies Hostel	-	1,12,00,000
Fund from Boys Hostel - Chavadi	-	21,50,000
Fund from Boys Hostel - MEC	-	8,00,000
Total	-	1,41,50,000
D REFUNDABLE DEPOSITS		
Refundable Deposits from students	20,35,145	28,35,145
Total	20,35,145	28,35,145
E CAUTION DEPOSITS		
Caution Deposits from students	1,91,40,530	1,89,50,530
Total	1,91,40,530	1,89,50,530
F RETENTION PAYABLE		
VI Micro System	5,500	5,500
Vijay Electro Controls	10,000	10,000
Engineering Equipment enterprises	44,570	44,570
MG Joseph	63,271	63,271
Machine Tool Traders	86,536	86,536
Kanai Builders	50,000	50,000
Shinu shekhar	15,000	15,000
Subin Robert	-	40,000
Total	2,74,877	3,14,877

G	Unspent interest on endowments		
	Total	18,479	6,048
		18,479	6,048
H	OTHER LIABILITIES		
	Bhoomithra Sena Club	-	(3,460)
	Other Recovery Covid-19	4,33,528	4,33,528
	University Fee	22,67,480	38,19,728
	Excess Fee Collection Refundable / Advance receipts	58,94,617	10,25,160
	Security Deposit- Lectures & Staff	17,12,140	17,96,623
	TDS Payable	(7,506)	1,35,619
	EPF Payable	3,50,517	3,37,829
	MODROB Scheme - Mechanical Department	9,67,678	9,83,419
	General Store Account	-	-
	ESI Payable	45,385	47,166
	Labour Welfare Fund	16,769	16,769
	Computer Society Of India	20,000	20,000
	Sundry Creditors	1,37,104	(57,896)
	1K DISC ODOI	10,547	-
	Total	1,18,48,259	85,54,484
I	FIXED ASSETS		
	Separate Schedule Attached	16,87,70,444	18,42,88,437
J	INVESTMENTS		
	N.S.C.	3,500	3,500
	Total	3,500	3,500
K	DEPOSITS		
	Electricity deposit	4,62,312	4,62,312
	Total	4,62,312	4,62,312
L	FIXED DEPOSITS		
	State Bank of India	4,90,47,352	3,09,27,552
	Catholic Syrian Bank	1,88,99,437	2,72,46,536
	Federal Bank	4,21,59,431	2,40,13,020
	South Indian Bank Ltd	2,10,00,000	2,16,86,963
	Endowment Fixed Deposits	3,15,000	3,15,000
	Total	13,14,21,220	10,41,89,071
M	CASH AND BANK BALANCES		
	State Bank of India SB A/c 20292	44,91,306	45,06,041
	State Bank of Travancore SB A/c- PTA	40,356	40,356
	State Bank of India CB A/c 74383	1,36,626	32,82,453
	State Bank of India CB A/c 26434	58,488	2,34,424
	South Indian Bank SB A/c 01436	7,53,527	3,15,643
	South Indian bank SB A/c -CGPU	5,790	5,790
	Catholic Syrian Bank SB A/c 90001	1,81,408	2,29,244
	ICICI Bank SB A/c 00748	80,177	80,177
	Federal Bank SB A/c 67738	16,24,969	28,08,471
	Cash in hand	1,35,549	1,19,968
	Total	75,08,195	1,16,22,566
N	OTHER CURRENT ASSETS		
	Sundry Debtors	1,24,05,618	2,57,94,751

Tax deducted at Source	16,05,092	15,94,292
FD Interest Receivable	54,06,582	26,79,240
General Store Stock	2,84,288	-
Total	1,97,01,580	3,00,68,283

O DEPOSITS & ADVANCES


Advance to Marian College of Architecture and Planning	14,40,00,000	14,40,00,000
Security Deposit with TSSS	4,60,00,000	4,60,00,000
Total	19,00,00,000	19,00,00,000


P OTHER ADVANCES


Advance for expenses	14,600	5,400
Advance to Engineering Services	1,00,000	1,00,000
Salary Advance	3,89,886	2,91,436
Bank for Students Module	1,01,535	1,01,535
Total	6,06,021	4,98,371

AUDITOR'S REPORT


As per our report of even date



 Rev. Fr. Jim Carvin Roach
 Bursar


 Dr. Mr. David J
 Principal


 Rev. Dr. A.R. John
 Manager

For **THOMAS JACOB & CO.**
 Chartered Accountants
 F.R.No.004403S


 CA. Anand George Thomas FCA
 Partner (Membership No.224903)



Trivandrum
 August 25, 2023

MARIAN ENGINEERING COLLEGE
(A UNIT OF TRIVANDRUM SOCIAL SERVICE SOCIETY)
MENAMKULAM, KAZHAKUTTOM, TRIVANDRUM - 695 582

INCOME AND EXPENDITURE SCHEDULE FOR THE YEAR ENDED MARCH 31, 2023

Particulars	Year ended March 31, 2023	Year ended March 31, 2022
1 OPERATING INCOME		
Admission Fee	3,04,700	44,000
Development Fee from NRI Students	73,00,000	1,15,95,000
Tuition Fee	9,20,13,337	9,12,46,250
Special Fee	95,64,161	75,83,250
Total	10,91,82,198	11,04,68,500
2 OTHER INCOME		
FD / Bank Interest Income	84,12,367	1,04,51,439
Bus fee	1,86,97,472	92,14,678
Fine	35,183	15,160
Sale of Application Forms	-	2,91,001
Photostat collection	10,450	4,086
Internet charges recovery	30,970	8,038
Miscellaneous income	1	16,35,365
Compensation for Refundable Deposit	-	22,500
Liquidated damages	1,09,000	53,000
General Store Income / Canteen / Other Income	11,33,011	18,79,994
Academic Record verification	15,000	15,000
Sale of Coconut	1,13,629	80,578
Income from external tests	29,104	10,555
Rent from DDUGKY Project	8,65,010	3,12,460
Profit on Sale of Fixed Assets	-	1,06,685
Fund from AICTE for STTP Training Programme	1,79,125	5,67,833
Total	2,96,30,322	2,46,68,373
3 OPERATING EXPENSES		
Salaries & Allowances - Academic Staff	5,35,80,802	5,46,97,057
Electricity charges	15,76,978	9,16,398
Generator Expenses	1,06,123	1,39,410
Lab & Workshop Consumables	5,19,309	1,98,776
AICTE fees & Expenses	11,75,968	24,00,670
Accreditation Expenses	4,41,095	5,18,960
Faculty Development expenses	29,842	5,25,143
Student Development expenses	7,67,034	5,55,982
Remedial Programmes for weak students	9,627	24,756
Career Guidance & Placement expenses	3,65,513	47,531
Library Books	5,51,833	50,942
Total	5,91,24,124	6,00,75,625

4 ADMINISTRATIVE EXPENSES

Salaries & Allowances - Administrative staff	1,24,02,507	1,00,94,206
Telephone, Internet Connection & Web charges	11,66,589	8,14,581
P.F. contribution	16,14,590	14,35,086
ESI Management Contribution	4,36,239	4,01,104
Staff welfare expenses	1,79,133	1,57,319
Printing & Stationery	9,16,210	3,23,948
Travelling expenses	1,11,750	2,31,814
Audit fee	1,35,700	1,40,700
Association Fee & expenses	-	1,75,000
Professional charges	68,462	1,950
Newspaper & Periodicals / Postage & Courier	17,432	3,751
Subscription to E-journals	20,000	56,675
Legal expenses	-	45,000
Total	1,70,68,612	1,38,81,134

5 MAINTENANCE OF ASSETS


Repairs & Maintenance:-		
Building	25,90,722	11,75,857
Other Assets	24,17,656	22,21,397
Total	50,08,378	33,97,254

6 OTHER EXPENSES

Advertisement expenses	4,51,442	7,16,834
Rates & Taxes	2,51,695	2,71,980
Sports expenses	83,382	37,200
Vehicle expenses :-		
Fuel	63,95,221	24,28,013
Repairs & Maintenance	20,45,179	12,90,384
Tax & Insurance	10,41,472	9,04,276
Insurance on Building Library equipment	1,09,821	90,968
Meeting, Seminars & Celebration	3,28,236	12,451
Fee Concessions, Scholarships & AICTE Fee Waiver	1,29,54,125	1,13,86,050
Social Forestry & Gardening	5,31,838	8,26,984
Community development expenses	62,32,134	72,90,475
Festival expenses / Celebrations	6,98,162	-
Bank Charges	21,243	-
Other Expenses	8,797	19,616
Endowment Interest Paid	45,457	-
Total	3,11,98,204	2,52,75,231

AUDITOR'S REPORT

As per our report of even date


Rev. Fr. Jim Carvin Roach
Bursar


Dr. Mr. David J
Principal


Rev. Dr. A.R. John
Manager

For THOMAS JACOB & CO.
Chartered Accountants
F.R.No.004403S


CA. Anand George Thomas FCA
Partner (Membership No.224903)

Trivandrum
August 25, 2023

MARIAN ENGINEERING COLLEGE
MENAMKULAM, KAZHAKUTTOM, TRIVANDRUM - 695 582
(A UNIT OF TRIVANDRUM SOCIAL SERVICE SOCIETY)

Details of Fixed Assets - Schedule 'I'

Particulars	GROSS BLOCK			Rate	DEPRECIATION			NET BLOCK	
	As on 01-04-2022	Additions	Deletions		Total	As on 01-04-2022	For the Year	Total	As on 31-03-2022
Land development	1,01,99,225	-	-	1,01,99,225	0%	-	-	1,01,99,225	1,01,99,225
Tools & Fittings	3,88,15,117	4,88,098	-	3,93,03,215	10%	13,53,167	2,71,24,709	1,30,43,575	1,21,78,506
Plant	44,15,06,359	13,00,390	-	44,28,06,749	10%	1,35,39,424	32,09,51,928	13,40,93,855	12,18,54,820
Buildings	13,61,587	1,89,460	-	15,51,047	10%	74,857	8,77,337	5,59,106	6,73,710
Motor vehicles	3,87,15,246	-	-	3,87,15,246	15%	13,53,731	3,10,44,101	90,24,876	76,71,145
Office equipment	28,85,560	-	-	28,85,560	15%	2,26,532	16,01,876	15,10,216	12,83,684
Computer and Accessories	4,56,22,556	1,47,876	-	4,57,70,432	60%	4,44,78,014	4,49,94,981	11,44,542	7,75,451
Communication	90,43,102	-	-	90,43,102	15%	2,43,229	76,64,805	16,21,526	13,78,297
Telephone and Fax systems	3,95,135	-	-	3,95,135	15%	3,34,557	3,43,644	60,578	51,491
Workshop equipment	4,80,23,744	15,64,485	-	4,95,88,229	15%	3,77,50,355	3,95,26,036	1,02,73,389	1,00,62,193
Other equipment	39,75,867	-	-	39,75,867	15%	28,38,342	30,08,971	11,37,525	9,66,896
Plant and Machineries	71,83,258	3,50,596	-	75,33,854	15%	55,63,236	58,58,828	16,20,022	16,75,026
	64,77,26,766	40,40,905	-	65,17,67,661		46,34,38,319	48,29,97,217	18,42,88,437	16,87,70,444