

THOMAS JACOB & Co.
CHARTERED ACCOUNTANTS

2ND FLOOR, CLIFF TERRACE OFFICES, YMR JUNCTION, NANTHENCODE, KOWDIAR P.O, TRIVANDRUM – 695003
TEL Off: 0471 – 2303137, 2302194, Mob: 9605052392, E-Mail: thomasjacobandco@gmail.com

UDIN: 21224903AAAAKB5813

AUDITOR'S REPORT

We have audited the attached Balance Sheet of Marian Engineering College, a unit of Trivandrum Social Service Society as on March 31, 2021 and the Income and Expenditure Account for the year ended March 31, 2021 which are in agreement with the books of accounts maintained by the said institution. These financial statements are the responsibility of the Institution's Management. Our responsibility is to express an opinion on these financial statements based on our audit.


We conducted our audit in accordance with the Auditing Standards generally accepted in India. These standards require that we plan and perform the audit to obtain reasonable assurance whether the financial statements are free from any material misstatement. An audit includes, examining on a test basis, evidence supporting the amounts and disclosures in the financial statements. An audit also includes, assessing the accounting principles used and significant estimates made by management as well as evaluating the overall presentation of the financial statements. We believe that our audit provides a reasonable basis for our opinion.

We have obtained all information and explanation which to the best of our knowledge and belief were necessary for the purpose of the audit. In our opinion, proper books of accounts have been kept so far as it appears from our examination of books.


In our opinion and to the best of our information and according to the explanation given to us, the said accounts give a true and fair view.

- i. in the case of Balance Sheet, of the state of affairs of the above said college as at March 31, 2021 and
- ii. in the case of Income and Expenditure Account, the excess of Income over Expenditure of its accounting year ended March 31, 2021.

For THOMAS JACOB & CO.
Chartered Accountants
F.R.No.004403S



CA. Arand George Thomas B. Com, FCA
Partner (Membership No. 224903)



Trivandrum
September 30, 2021

MARIAN ENGINEERING COLLEGE
MENAMKULAM, KAZHAKUTTOM, TRIVANDRUM - 695 582
(A UNIT OF TRIVANDRUM SOCIAL SERVICE SOCIETY)

BALANCE SHEET AS AT MARCH 31, 2021

Particulars	Sch No	As at March 31, 2021	(in Rs) As at March 31, 2020
A EQUITY AND LIABILITIES			
1 Capital Fund	A	45,57,47,992	44,73,02,237
2 Non Current Liabilities			
(a) Fund Accounts	B	90,25,494	83,86,486
(b) Endowments		3,11,324	2,99,921
(c) Unsecured Loan	C	1,41,50,000	1,41,50,000
3 Current Liabilities			
(a) Refundable Deposit	E	88,13,945	1,96,13,945
(b) Caution Deposit	F	1,93,98,405	1,96,38,500
(c) Retention Payable	G	2,74,877	3,37,452
(d) Unspent interest on endowments	H	4,591	4,591
4 Other Liabilities	I	1,45,63,560	53,89,687
Total		52,22,90,188	51,51,22,819
B ASSETS			
1 Non Current Assets			
(a) Fixed Assets			
(i) Tangible assets	J	20,25,78,896	22,40,05,996
2 Investments	K	3,500	3,500
3 Current Assets			
(a) Deposits	L	4,81,928	4,81,928
(b) Fixed Deposits with banks	M	8,95,86,612	8,25,86,612
(c) Cash and Bank Balances	N	1,74,55,129	98,79,406
(d) Other Current Assets	O	1,93,59,587	53,47,184
(e) Deposits & Advances	P	19,25,00,000	19,25,00,000
(f) Other Advances	Q	3,24,536	3,18,192
Total		52,22,90,188	51,51,22,819


AUDITOR'S REPORT

As per our report of even date

For **THOMAS JACOB & CO.**

Chartered Accountants

F.R.No.004403S



CA. Anand George Thomas FCA
Partner (Membership No.224903)

Fr. Sudheesh A
Bursar

Dr. Mrs. Ruby Abraham
Principal


Very Rev Msgr. Fr. Wilfred E
Manager


Trivandrum
September 30, 2021

MARIAN ENGINEERING COLLEGE
MENAMKULAV, KAZHAKUTOM, TRIVANDRUM - 695 582
(A UNIT OF TRIVANDRUM SOCIAL SERVICE SOCIETY)

INCOME AND EXPENDITURE ACCOUNT FOR THE YEAR ENDED MARCH 31, 2021

				(in Rs)
Particulars	Sch No.	For the year ended March 31, 2021	For the year ended March 31, 2020	
A INCOME				
Operating Income	1	11,70,12,206	12,76,56,086	
Other Income	2	83,75,270	2,61,13,199	
Total		12,53,87,476	15,37,69,285	
B EXPENDITURE				
Operating expenses	3	6,04,37,672	6,91,27,679	
Administrative expenses	4	1,30,70,033	1,70,05,524	
Maintenance of Assets	5	31,12,040	1,03,26,620	
Other expenses	6	1,60,67,279	2,77,08,622	
Depreciation		2,42,54,696	2,67,42,533	
Excess of Income Over Expenditure		84,45,755	28,58,308	
Total		12,53,87,476	15,37,69,285	


Fr. Sudheesh A
Bursar


Dr. Mrs. Ruby Abraham
Principal



Very. Rev Msgr. Fr. Wilfred E
Manager

Trivandrum
September 30, 2021

As per our report of even date

For **THOMAS JACOB & CO.**
Chartered Accountants
F.R.No.004403S


CA. Anand George Thomas FCA
Partner (Membership No.224903)



MARIAN ENGINEERING COLLEGE
MENAMKULAM, KAZHAKUTTOM, TRIVANDRUM - 695 582
(A UNIT OF TRIVANDRUM SOCIAL SERVICE SOCIETY)

BALANCE SHEET SCHEDULE AS AT MARCH 31, 2021

Particulars	As at March 31, 2021	As at March 31, 2020
CAPITAL FUND		
Capital Fund as per last Balance Sheet	44,73,02,237	44,44,43,929
Add: Excess of Income over Expenditure	84,45,755	28,58,308
Total	45,57,47,992	44,73,02,237
FUND ACCOUNTS		
PTA Fund	45,17,226	42,37,726
CGPU Fund	38,93,810	36,69,202
NSS Fund	45	45
Alumni Assn. Fund	6,14,413	4,79,513
Total	90,25,494	83,86,486
UNSECURED LOAN		
Fund from Ladies Hostel	1,12,00,000	1,12,00,000
Fund from Boys Hostel - Chavadi	21,50,000	21,50,000
Fund from Boys Hostel - MEC	8,00,000	8,00,000
Total	1,41,50,000	1,41,50,000
SECURED LOAN		
Loan against deposits	-	-
Total	-	-
REFUNDABLE DEPOSITS		
Refundable Deposits from students	88,13,945	1,96,13,945
Total	88,13,945	1,96,13,945
CAUTION DEPOSITS		
Caution Deposits from students	1,93,98,405	1,96,38,500
Total	1,93,98,405	1,96,38,500
RETENTION PAYABLE		
VI Micro System	5,500	5,500
Vijay Electro Controls	10,000	10,000
Engineering Equipment enterprises	44,570	44,570
MG Joseph	63,271	63,271
Machine Tool Traders	86,536	86,536
Kanai Builders	50,000	50,000
Shinu shekhar	15,000	15,000
A.s Anil	-	38,537
P Aravindan	-	5,578
N Sathikumar	-	18,460
Total	2,74,877	3,37,452

Unspent interest on endowments	4,591	4,591
Total	4,591	4,591

OTHER LIABILITIES

Bhoomithra Sena Club	1,540	-
Covid 19 Salary Recovery repayable	45,73,637	-
University Fee	33,62,409	14,49,156
Excess Fee Collection Refundable	9,51,570	9,50,920
Security Deposit- Lectures & Staff	18,21,456	18,92,846
TDS Payable	79,343	1,10,430
EPF Payable	3,47,986	3,79,464
MODROB Scheme - Mechanical Department	10,60,893	-
General Store Account	20,94,280	15,82,911
ESI Payable	46,062	49,619
Labour Welfare Fund	16,769	16,769
Mec Tejasvi Funds	22,350	22,350
Computer Society Of India	20,000	20,000
MEC Boys Hostel Chavadi	1,12,987	1,37,067
Sundry Creditors	52,279	(12,21,844)
Total	1,45,63,560	53,89,687

FIXED ASSETS

Separate Schedule Attached	64,57,33,895	64,29,06,299
----------------------------	---------------------	---------------------

INVESTMENTS

N.S.C.	3,500	3,500
Total	3,500	3,500

DEPOSITS

Deposit for Gas Connection	4,000	4,000
Electricity deposit	4,62,312	4,62,312
Telephone deposit	13,616	13,616
Deposit - Reliance Coin Box	2,000	2,000
Total	4,81,928	4,81,928

FIXED DEPOSITS

The State Bank of Travancore F.D. No. 0677145	10,00,000	10,00,000
State Bank of Travancore	1,81,15,000	81,15,000
Catholic Syrian Bank	2,49,75,535	2,09,75,535
Federal Bank	2,00,00,000	2,80,00,000
South Indian Bank Ltd	2,54,96,077	2,44,96,077
Total	8,95,86,612	8,25,86,612

CASH AND BANK BALANCES

Catholic Syrian Bank-9001	30,40,863	11,77,096
South Indian Bank SB A/c No. 01436	11,45,164	15,20,329
South Indian bank SB A/c -CGPU	5,790	5,790

State Bank of Travancore SB A/c- PTA	40,356	40,356
State Bank Of India Sb A/c 20292	69,63,555	22,41,596
State Bank of India SB A/c 74383	37,33,514	12,49,273
ICICI Bank SB A/c	72,902	72,902
SBT Kazhakuttam Fee A/c 26434	5,47,127	1,98,967
Federal Bank	-	(12,774)
Federal Bank - 67738	17,52,862	31,78,830
Cash in hand	1,52,996	2,07,042
Total	1,74,55,129	98,79,406

O OTHER CURRENT ASSETS

Sundry Debtors	1,83,80,882	44,86,016
Tax deducted at Source	9,78,705	8,61,168
Total	1,93,59,587	53,47,184

P DEPOSITS & ADVANCES

Advance to Marian College of Architecture and Planning	14,40,00,000	14,40,00,000
Security Deposit with TSSS	4,60,00,000	4,60,00,000
Louis Catholic Hostel	25,00,000	25,00,000
Total	19,25,00,000	19,25,00,000

Q OTHER ADVANCES

Advance*for expenses	5,400	(42,744)
Advance to Engineering Services	1,00,000	1,00,000
Salary Advance	2,19,136	2,60,936
Total	3,24,536	3,18,192

AUDITOR'S REPORT


As per our report of even date

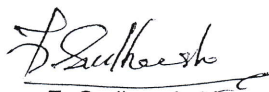
For **THOMAS JACOB & CO.**

Chartered Accountants

F.R.No.004403S

CA.Anand George Thomas
Partner (Membership No.224903)




Fr.Sudheesh A
Bursar


Dr.Mrs. Ruby Abraham
Principal


Very.Rev Msgr.Fr.Wilfred E
Manager

Trivandrum
September 30, 2021

MARIAN ENGINEERING COLLEGE
(A UNIT OF TRIVANDRUM SOCIAL SERVICE SOCIETY)
MENAMKULAM, KAZHAKUTTOM, TRIVANDRUM - 695 582

INCOME AND EXPENDITURE SCHEDULE FOR THE YEAR ENDED MARCH 31, 2021

Particulars	Year ended March 31, 2021	Year ended March 31, 2020
1 OPERATING INCOME		
Admission Fee	48,450	43,500
Development Fee from NRI Students	88,50,000	1,26,50,000
Tuition Fee	9,99,78,884	9,39,44,800
Special Fee	81,34,872	2,10,17,786
Total	11,70,12,206	12,76,56,086
2 OTHER INCOME		
Interest received	31,60,503	47,17,136
Bus fee	7,95,282	1,74,93,151
Fine	8,752	57,567
Sale of Application Forms	2,85,932	2,25,600
Photostat collection	969	14,815
Internet charges recovery	2,783	36,299
Miscellaneous income	7,442	1,53,561
Compensation for Refundable Deposit	38,55,800	27,55,132
Liquidated damages	1,15,100	54,623
University Exam Expenses re-imbursed	-	66,440
Rent on ATM counter	15,000	15,000
Canteen Income	25,642	2,34,022
Academic Record verification	6,000	16,000
Sale of Coconut	88,815	1,08,587
Income from external tests	7,250	77,766
Bridge Course	-	87,500
Total	83,75,270	2,61,13,199
3 OPERATING EXPENSES		
Salaries & Allowances :-		
Academic Staff	5,87,61,025	6,33,11,250
Electricity charges	5,55,846	22,21,858
Generator Expenses	35,606	1,28,706
Lab & Workshop Consumables	56,557	4,28,902
AICTE fees & expenses	3,33,500	2,14,225
Accreditation Expenses	2,74,622	13,25,164
Faculty Development expenses	40,502	1,37,177
Student Development expenses	90,975	2,56,506
Remedial Programmes for weak students	29,965	40,198
Career Guidance & Placement expenses	8,140	8,77,890
Library Books	2,50,934	1,85,803
Total	6,04,37,672	6,91,27,679

ADMINISTRATIVE EXPENSES

Salaries & Allowances - Administrative staff	95,43,965	1,22,21,749
Telephone, Internet Connection & Web charges	7,29,950	4,13,816
P.F. contribution	15,38,594	16,97,301
ESI Management Contribution	4,07,042	5,47,287
Staff welfare expenses	19,265	3,85,575
Postage & Courier	1,690	49,696
Printing & Stationery	3,80,537	7,59,503
Travelling expenses	67,540	3,77,977
Audit fee	1,30,950	1,26,220
Association Fee & expenses	2,00,000	2,00,000
Professional charges	4,150	2,160
Newspaper & Periodicals	7,100	29,460
Subscription to E-journals	4,250	1,57,280
Legal expenses	35,000	37,500
Total	1,30,70,033	1,70,05,524

5 MAINTENANCE OF ASSETS

Repairs & Maintenance:-		
Building	14,73,978	46,08,304
Other Assets	16,38,062	57,18,316
Total	31,12,040	1,03,26,620

6 OTHER EXPENSES

Advertisement expenses	7,18,048	14,67,895
Rates & Taxes	3,37,631	2,76,409
Sports expenses	-	4,25,515
Vehicle expenses :-		
Fuel	3,81,877	42,44,744
Repairs & Maintenance	4,94,906	22,77,986
Tax & Insurance	6,28,981	12,38,340
Insurance on Building Library equipment	1,30,028	1,31,001
Meeting, Seminars & Celebration	22,513	46,818
Fee Concessions, Scholarships & AICTE Fee Waiver	97,30,612	1,07,73,600
Social Forestry & Gardening	4,60,815	10,46,482
Community development expenses	30,64,850	46,30,160
Festival expenses	97,018	11,24,121
Certification expenses	-	25,551
Total	1,60,67,279	2,77,08,622

AUDITOR'S REPORT

As per our report of even date

For **THOMAS JACOB & CO.**

Chartered Accountants

F.R.No.004403S

CA.Anand George Thomas FCA
Partner (Membership No.224903)

Fr. Sudheesh A
BursarDr. Mrs. Ruby Abraham
PrincipalVery Rev Msgr. Fr. Wilfred E
ManagerTrivandrum
September 30, 2021

MARIAN ENGINEERING COLLEGE
MENAMKULAM, KAZHAKUTTOM, TRIVANDRUM - 695 562
(A UNIT OF TRIVANDRUM SOCIAL SERVICE SOCIETY)

Details of Fixed Assets - Schedule 'D'

Sl. No.	Particulars	GROSS BLOCK				DEPRECIATION				NET BLOCK			
		As on	Additions	Deletions	Total	Rate	As on	For the	Total	As on	As on		
		01-04-2020					01-04-2020	year		31-03-2020	31-03-2021		
I	Land & Land development	1,01,99,225	-		1,01,99,225	0%	-	-	-	1,01,99,225	1,01,99,225		
II	Furniture & Fittings	3,84,71,425	63,465		3,85,34,890	10%	2,27,43,074	15,79,182	2,43,22,255	1,57,28,351	1,42,12,634		
III	Building	44,03,14,359	-		44,03,14,359	10%	27,60,90,834	1,64,22,352	29,25,13,187	16,42,23,525	14,78,01,172		
IV	Parking Areas	13,61,587	-		13,61,587	10%	6,71,332	69,025	7,40,358	6,90,255	6,21,229		
V	Bus	3,87,15,246	140		3,87,15,386	15%	2,62,24,014	18,73,706	2,80,97,720	1,24,91,232	1,06,17,666		
VI	Car	31,31,452	16,913		31,48,365	15%	23,32,462	1,22,385	24,54,847	7,98,990	6,93,518		
VII	Computer and Accessories	4,41,13,218	15,09,338		4,56,22,556	60%	4,24,43,272	12,71,714	4,37,14,985	16,69,947	19,07,571		
VIII	Electrification	90,43,102	-		90,43,102	15%	67,98,775	3,36,649	71,35,424	22,44,327	19,07,678		
	Telephone and Fax systems	3,79,435	15,700		3,95,135	15%	3,11,291	12,577	3,23,867	68,144	71,268		
X	Lab & workshop equipment	4,66,76,420	5,63,745		4,72,40,165	15%	3,39,42,799	19,94,605	3,59,37,404	1,27,33,621	1,13,02,761		
XI	Office & other equipment	39,75,867	-		39,75,867	15%	24,01,438	2,36,164	26,37,603	15,74,429	13,38,264		
XII	Other Plant and Machineries	65,24,963	6,58,295		71,83,258	15%	49,41,013	3,36,337	52,77,349	15,83,950	19,05,909		
Total		64,29,06,299	28,27,596	-	64,57,33,895		41,89,00,302	2,42,54,696	44,31,54,999	22,40,05,996	20,25,78,896		