

THOMAS JACOB & Co. CHARTERED ACCOUNTANTS

TC 13/386 KUNNUKUZHY MRA 186 TRIVANDRUM - 695 035, KERALA, INDIA
TEL OFF 0471 - 2303137, 2302194, Mob 9847062392 Res 0471 - 2435589, E-Mail thomasjacobandco@gmail.com

AUDITOR'S REPORT

We have audited the attached Balance Sheet of the Marian Engineering College, Menamkulam, Kazhakuttom, Trivandrum - 695582 as on March 31, 2020 and the Income and Expenditure Account for the year ended on March 31, 2020 and report that:

These financial statements are the responsibility of the College's Management. Our responsibility is to express our opinion in these financial statements based on our audit.

We conducted our audit in accordance with the Auditing Standards generally accepted in India. These standards require that we plan and perform the audit to obtain reasonable assurance whether the financial statements are free from any material misstatement. An audit includes, examining on a test basis, evidence supporting the amounts and disclosures in the financial statements. An audit also includes, assessing the accounting principles used and significant estimates made by management as well as evaluating the overall presentation of the financial statements. We believe that our audit provides a reasonable basis for our opinion.

We have obtained all information and explanation, which to the best of our knowledge and belief were necessary for the purpose of the audit. In our opinion, proper books of accounts have been kept so far as it appears from our examination of books.

In our opinion and to the best of information and according to the explanation given to us, the said accounts give a true and fair view.

- i. in the case of Balance Sheet, the state of affairs of the above said College as at 31.03.2020 and
- ii. in the case of Income and Expenditure Account, the excess of Income over Expenditure of its accounting year ended on 31.03.2020

FOR THOMAS JACOB & CO.
CHARTERED ACCOUNTANTS



CA. ANAND GEORGE THOMAS FCA
PARTNER (M.NO. 224903)

TRIVANDRUM
28.09.2020

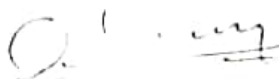
MARIAN ENGINEERING COLLEGE
MENAMKULAM, KAZHAKUTTOM, TRIVANDRUM - 695 582
(A UNIT OF TRIVANDRUM SOCIAL SERVICE SOCIETY)

Balance Sheet as at March 31, 2020

<u>Particulars</u>	<u>Sch No.</u>	<u>Current year</u>	<u>Previous year</u>
<u>SOURCES OF FUNDS</u>			
Capital Fund	A	44,73,02,237	44,44,43,929
Fund Accounts	B	83,86,486	69,10,561
Endowments		2,99,921	3,15,000
Unsecured Loan	C	1,41,50,000	1,41,50,000
Secured loan	D	-	40,02,433
Current Liabilities & Provisions			
A Current Liabilities			
Refundable Deposit	E	1,96,13,945	2,99,08,345
Caution Deposit	F	1,96,38,500	2,19,05,405
Retention Payable	G	3,37,452	3,69,442
Unspent interest on endowments	H	4,591	4,591
B Provisions			
C.Other Liabilities	I	53,89,687	99,00,114
Total :		51,51,22,819	53,19,09,819
<u>APPLICATION OF FUNDS</u>			
Fixed Assets:-			
Gross Block	J	64,29,06,299	63,65,85,794
Less: Depreciation		41,89,00,302	39,21,57,769
Net Block		22,40,05,996	24,44,28,024
Investments	K	3,500	3,500
Current Assets Loans & Advances			
A Current Assets			
Deposits	L	4,81,928	4,81,928
Fixed Deposits with banks	M	8,25,86,612	8,65,83,698
Cash & Bank Balances	N	98,79,406	34,59,255
Other Current Assets	O	53,47,184	65,40,222
B. Loans & Advances			
Deposits & Advances	P	19,25,00,000	19,00,00,000
Other Advances	Q	3,18,192	4,13,192
Notes on Accounts	R		
Total :		51,51,22,819	53,19,09,819


Rev. Fr. SUDHEESH DAS
 Bursar

Dr. Mrs. RUBY ABRAHAM
 Principal


Very Rev Msgr Fr WILLIRED E.
 Manager


AUDITOR'S REPORT
 As per our report of even date
 For THOMAS JACOB & CO.,
 CHARTERED ACCOUNTANTS
 (Registration No. 0044035)


CA ANAND GEORGE THOMAS B.COM. FCA
 PARTNER (Membership No. 224903)

MARIAN ENGINEERING COLLEGE
 MENAMKULAM, KAZHAKUTTOM, TRIVANDRUM - 695 582
 (A UNIT OF TRIVANDRUM SOCIAL SERVICE SOCIETY)

Income & Expenditure Account for the year ended March 31, 2020

<u>Particulars</u>	<u>Sch. No.</u>	<u>Current year</u>	<u>Previous year</u>
<u>INCOME</u>			
Operating Income	1	12,76,56,086	14,03,68,307
Other Income	2	2,61,13,199	3,20,21,617
Total :		15,37,69,285	17,23,89,924
<u>EXPENDITURE</u>			
Operating expenses	3	6,91,27,679	7,07,56,795
Administrative expenses	4	1,70,05,524	1,71,20,811
Maintenance of Assets	5	1,03,26,620	42,77,180
Other expenses	6	2,77,08,622	2,62,72,936
Depreciation		2,67,42,533	2,88,61,147
Excess of Income over Expenditure		28,58,308	2,51,01,056
Total :		15,37,69,285	17,23,89,924



Rev. Fr. SUDHEESH DAS
 Bursar


Dr. Mrs. RUBY ABRAHAM
 Principal

TRIVANDRUM
 28.09.2020


Very Rev. Msgr. Fr. WILFRED E.
 Manager

AUDITOR'S REPORT
 As per our report of even date
 For THOMAS JACOB & CO.,
 CHARTERED ACCOUNTANTS
 (Registration No. 004403S)


CA ANAND GEORGE THOMAS B.COM, FCA
 PARTNER (Membership No 224903)



MARIAN ENGINEERING COLLEGE
(A UNIT OF TRIVANDRUM SOCIAL SERVICE SOCIETY)
MENAMKULAM, KAZHAKUTTOM, TRIVANDRUM - 695 582

Schedule to and forming part of Balance Sheet as at March 31, 2020

Particulars	Current year (Rs.)	Previous year (Rs.)
SCHEDULE No: A		
CAPITAL FUND		
Capital Fund as per last b/s	44,44,43,929	41,93,42,873
Add: Excess of Income over Expenditure	28,58,308	2,51,01,056
Total :	44,73,02,237	44,44,43,929
FUND ACCOUNTS-B		
PTA Fund	42,37,726	38,33,251
CGPU Fund	36,69,202	27,94,252
NSS Fund	45	45
Alumni Assn. Fund	4,79,513	2,83,013
Total :	83,86,486	69,10,561
UNSECURED LOAN- C		
Fund from Ladies Hostel	1,12,00,000	1,12,00,000
Fund from Boys Hostel - Chavadi	21,50,000	21,50,000
Fund from Boys Hostel - MEC	8,00,000	8,00,000
Total :	1,41,50,000	1,41,50,000
SECURED LOAN -D		
Loan against deposits	-	40,02,433
Total:	-	40,02,433
SCHEDULE No: E		
REFUNDABLE DEPOSITS		
Refundable Deposits from students	1,96,13,945	2,99,08,345
Total :	1,96,13,945	2,99,08,345
SCHEDULE No: F		
CAUTION DEPOSITS		
Caution Deposits from students	1,96,38,500	2,19,05,405
Total :	1,96,38,500	2,19,05,405
SCHEDULE NO. G		
RETENTION PAYABLE		
VI Micro System	5,500	5,500
Vijay Electro Controls	10,000	10,000
Engineering Equipment enterprises	44,570	44,570
MG Joseph	63,271	63,271
Machine Tool Traders	86,536	86,536
Kanai Builders	50,000	50,000
Shinu shekhar	15,000	15,000
A s Anil	38,537	94,565
P Aravindan	5,578	-
N Sathikumar	18,460	-
Total	3,37,452	3,69,442
SCHEDULE NO. H		
Unspent interest on endowments		
	4,591	4,591
Total	4,591	4,591

SCHEDULE NO. I**OTHER LIABILITIES**

University Fee		
Excess Fee Collection Refundable	14,49,156	19,10,396
Security Deposit- Lectures & Staff	9,50,920	35,44,880
University Remuneration Payable	18,92,846	18,67,526
TDS Payable	(4,00,135)	2,61,971
EPF Payable	1,10,430	2,18,535
General Store Account	3,79,464	5,28,216
ESI Payable	15,82,911	15,38,762
Labour Welfare Fund	49,619	84,840
Mec Tejasvi Funds	16,769	6,310
Computer Society Of India	22,350	-
MEC Boys Hostel Chavadi	20,000	-
Sundry Creditors	1,37,067	-
Total :	(8,21,709)	(61,322)
	53,89,687	99,00,114

SCHEDULE NO - J**FIXED ASSETS**

Separate Schedule Attached

	64,29,06,299	63,65,85,794
--	---------------------	---------------------

SCHEDULE NO - K**INVESTMENTS**

N.S.C. Due on 09-05-2014

N.S.C.

Total :

	2,000	2,000
	1,500	1,500
Total :	3,500	3,500

SCHEDULE NO - L**DEPOSITS**

Deposit for Gas Connection

Electricity deposit

Telephone deposit

Deposit - Reliance Coin Box

Total :

	4,000	4,000
	4,62,312	4,62,312
	13,616	13,616
	2,000	2,000
Total :	4,81,928	4,81,928

SCHEDULE NO. - M**FIXED DEPOSITS**

The State Bank of Travancore F.D. No. 0677145

State Bank of Travancore

Catholic Syrian Bank

Federal Bank

South Indian Bank Ltd

Total :

	10,00,000	10,00,000
	81,15,000	2,41,15,000
	2,09,75,535	3,37,93,159
	2,80,00,000	1,91,79,462
	2,44,96,077	84,96,077
Total :	8,25,86,612	8,65,83,698

SCHEDULE NO. - N**CASH AND BANK BALANCES**

Catholic Syrian Bank

South Indian Bank SB A/c No. 0001

South Indian bank SB A/c -CGPU

State Bank of Travancore SB A/c- PTA

SBT Kazhakuttam SB A/c

State Bank of India SB A/c

ICICI Bank SB A/c

SBT Kazhakuttam Fee A/c

Catholic Syrian Bank(2)

State Bank of Travancore (2)

Federal Bank

Federal Bank

Cash in hand

Total :

	11,77,096	21,39,277
	15,20,329	4,92,287
	5,790	5,790
	40,356	40,356
	22,41,596	1,00,569
	12,49,273	2,82,238
	72,902	72,902
	1,98,967	1,27,130
	-	-
	-	-
	(12,774)	-
	31,78,830	1,76,636
	2,07,042	22,070
Total :	98,79,406	34,59,255

SCHEDULE NO. -O
OTHER CURRENT ASSETS

Sundry Debtors
Tax deducted at Source
Total :

44,86,016	60,32,260
8,61,168	5,07,962
53,47,184	65,40,222

SCHEDULE NO. -P
DEPOSITS & ADVANCES


Advance to Marian College of Architecture and Planning
Security Deposit with TSSS
Louis Catholic Hostel
Total :

14,40,00,000	14,40,00,000
4,60,00,000	4,60,00,000
25,00,000	-
19,25,00,000	19,00,00,000

SCHEDULE NO. -Q
OTHER ADVANCES

Advance for expenses
Advance to Engineering Services
Salary Advance
Total :

(42,744)	(42,744)
1,00,000	1,00,000
2,60,936	3,55,936
3,18,192	4,13,192


Rev. Fr. SUDHEESH DAS
Bursar


Dr. Mrs. RUBY ABRAHAM
Principal

TRIVANDRUM
28.09.2020


Very Rev. Msgr. Fr. WILFRED E.
Manager

AUDITOR'S REPORT
As per our report of even date
For THOMAS JACOB & CO.,
CHARTERED ACCOUNTANTS
(Registration No. 0044035)


CA ANAND GEORGE THOMAS B.COM, FCA
PARTNER (Membership No 224903)



MARIAN ENGINEERING COLLEGE
(A UNIT OF TRIVANDRUM SOCIAL SERVICE SOCIETY)
MENAMKULAM, KAZHAKUTTOM, TRIVANDRUM - 695 582

**Schedules to and forming part of Income & Expenditure Account for the
year ended March 31, 2020**

Particulars	Current year	Previous year
SCHEDULE No. 1		
OPERATING INCOME		
Admission Fee		
Development Fee from NRI Students	43,500	1,27,500
Tuition Fee	1,20,50,000	1,25,20,000
Special Fee	9,39,44,800	11,37,23,617
Total :	<u>2,10,17,786</u>	<u>1,39,97,190</u>
	<u>12,76,56,086</u>	<u>14,03,68,367</u>
SCHEDULE No. 2		
OTHER INCOME		
Interest received		
Bus fee	47,17,136	60,05,618
Fine	1,74,93,151	1,87,20,888
Sale of Application Forms	57,567	1,15,045
Photostat collection	2,25,600	2,73,000
Internet charges recovery	14,815	27,318
Miscellaneous income	36,299	24,043
Compensation for Refundable Deposit	1,53,561	3,87,756
Liquidated damages	27,55,132	51,48,260
University Exam Expenses re-imbursed	54,623	5,37,128
Rent on ATM counter	66,440	14,951
Canteen Income	15,000	15,000
Academic Record verification	2,34,022	3,02,743
Sale of Coconut	16,000	23,000
Income from external tests	1,08,587	1,40,583
Bridge Course	77,766	86,634
	87,500	1,99,650
Total :	<u>2,61,13,199</u>	<u>3,20,21,617</u>
SCHEDULE No. 3		
OPERATING EXPENSES		
Salaries & Allowances :-		
Academic Staff	6,33,11,250	6,57,51,704
Electricity charges	22,21,858	20,63,699
Generator Expenses	1,28,706	2,45,087
Lab & Workshop Consumables	4,28,902	4,05,428
University Affiliation & Administration charges	-	12,05,540
AICTE fees & expenses	2,14,225	2,28,651
Accreditation Expenses	13,25,164	51,818
Faculty Development expenses	1,37,177	1,69,364
Student Development expenses	2,56,506	2,27,870
Remedial Programmes for weak students	40,198	1,15,746
Career Guidance & Placement expenses	8,77,890	92,520
Library Books	1,85,803	1,99,369
Total :	<u>6,91,27,679</u>	<u>7,07,56,795</u>
SCHEDULE No. 4		
ADMINISTRATIVE EXPENSES		
Salaries & Allowances - Administrative staff	1,22,21,749	1,17,39,187
Telephone, Internet Connection & Web charges	4,13,816	4,59,450
P.F. contribution	16,97,301	20,85,533
ESI Management Contribution	5,47,287	7,45,565
Staff welfare expenses	9,85,575	4,61,862
Postage & Courier	49,696	22,306
Printing & Stationery	7,59,503	5,69,485
Travelling expenses	3,77,977	4,87,447
Audit fee	1,26,220	1,18,000
Association Fee & expenses	2,00,000	2,51,000
Professional charges	2,160	5,880
Newspaper & Periodicals	29,460	31,145
Subscription to E-journals	1,57,280	1,41,840
Legal expenses	37,500	2,111
Total :	<u>1,70,05,524</u>	<u>1,71,20,811</u>

SCHEDULE No. 5
MAINTENANCE OF ASSETS

Repairs & Maintenance.-
Building
Other Assets
Total :


40,08,304	12,20,628
57,18,316	30,56,552
1,03,26,620	42,77,180


SCHEDULE No. 6
OTHER EXPENSES


Advertisement expenses
Rates & Taxes
Sports expenses
Vehicle expenses -

Fuel
Repairs & Maintenance
Tax & Insurance
Insurance on Building Library equipment
Meeting, Seminars & Celebration
Fee Concessions, Scholarships & AICTE Fee Waiver
Social Forestry & Gardening
Magazine Expenses
Community development expenses
Festival expenses
Certification expenses
Total :

14,67,895	15,84,450
2,76,409	3,21,030
4,25,515	1,85,421
42,44,744	49,04,365
22,77,986	23,95,137
12,38,340	12,77,199
- 1,31,001	72,473
46,818	1,78,372
1,07,73,600	1,09,39,840
10,46,482	10,08,648
-	2,926
46,30,160	28,63,650
11,24,121	5,39,425
25,551	-
2,77,08,622	2,62,72,936


Rev. Fr. SUDHEESH DAS
Bursar


Dr. Mrs. RUBY ABRAHAM
Principal


Very Rev. Msgr. Fr. WILFRED E.
Manager

TRIVANDRUM
28.09.2020

AUDITOR'S REPORT
As per our report of even date
For THOMAS JACOB & CO.,
CHARTERED ACCOUNTANTS
(Registration No. 004403S)


CA ANAND GEORGE THOMAS B.COM, FCA
PARTNER (Membership No. 224903)



MARIAN ENGINEERING COLLEGE
MENAMKULAM, KAZHAKUTTOM, TRIVANDRUM - 695 582
Details of Fixed Assets - Schedule 'H'

Sl. No.	Particulars	GROSS BLOCK				Rate	DEPRECIATION			NET BLOCK	
		As on 01-04-2019	Additions	Deletions	Total		As on 01-04-2019	For the year	Total	As on 31-03-2019	As on 31-03-2020
I	Land & Land Development	1,01,99,225	-	-	1,01,99,225	0%	-	-	-	1,01,99,225	1,01,99,225
	Furniture & Fixings	3,78,21,025	6,50,400	-	3,84,71,425	10%	2,09,95,479	17,47,595	2,27,43,074	1,63,25,545	1,67,29,351
	Buildings	43,60,32,215	22,62,144	-	44,03,14,359	10%	25,78,43,776	1,82,47,053	27,60,90,829	18,01,88,435	16,40,23,501
	Parking Areas	11,13,253	2,48,334	-	13,61,587	10%	5,94,637	78,635	6,71,332	5,18,916	6,90,285
	Bus	3,87,15,246	-	-	3,87,15,246	15%	2,40,19,679	22,04,335	2,62,24,014	1,46,96,667	1,24,91,202
	Car	31,31,452	-	-	31,31,452	15%	21,91,463	1,40,933	23,32,462	9,39,989	7,98,965
	Computer and Accessories	4,22,22,025	18,91,193	-	4,41,13,218	60%	4,13,23,974	11,13,239	4,24,43,272	3,92,051	18,69,947
	Electrification	90,43,102	-	-	90,43,102	15%	64,02,717	3,96,058	67,98,775	26,40,365	22,44,317
X	Telephone and Fax systems	3,79,435	-	-	3,79,435	15%	2,99,265	12,028	3,11,291	60,170	63,793
X	Lab & workshop equipment	4,54,27,986	12,48,434	-	4,66,76,420	15%	3,16,95,639	22,47,110	3,39,42,799	1,37,32,297	1,27,39,411
XI	Office & other equipment	39,75,867	-	-	39,75,867	15%	21,23,698	2,77,840	24,01,538	18,60,269	15,74,419
XII	Other Plant and Machineries	65,24,963	-	-	65,24,963	15%	46,61,492	2,79,621	49,41,013	18,63,471	15,63,951
	Total	63,65,85,794	63,20,505	-	64,29,06,299		39,21,57,769	2,67,42,633	41,89,00,302	24,44,29,024	22,49,05,999